

# Singer 96-2

Form B122  
July, 1913

# PRICE LIST

OF

# PARTS



# MACHINE

## No. 96-2

---

THE SINGER MANUFACTURING COMPANY

COPYRIGHT, 1913, BY THE SINGER MANUFACTURING CO.

## INDEX

---

	PAGE
ACCESSORIES .....	14
BOBBIN WINDERS.....	16
FOOT LIFTER PARTS.....	18
HEMMERS.....	14
IRON BASE.....	14
KNEE LIFTER PARTS.....	20
MACHINE NO. 96-2 .....	7
NUMERICAL LIST OF PARTS.....	27
OBSOLETE PARTS.....	25
PRESSER FEET.....	16
THREAD UNWINDER.....	21
UNDER DRIVER (OIL CONTROLLING PULLEY).....	21
“ “ (BALL BEARING).....	23

From the library of: Diamond Needle Corp

## INSTRUCTIONS FOR ORDERING

In ordering from this list, use **ONLY** the PART number in the **FIRST** column.

The number stamped on a Sewing Machine part is in every case the number of the single part only.

Every combination of parts sent out as such has its specific number, which, although not stamped on the parts, must be used when ordering the combination.

Each number always indicates the **SAME PART** in whatever list it appears, or for whatever machine.

The letters after some of the numbers indicate the style of finish only, as follows:

- A. Hardened, Polished and Plated.
- B. Polished and Plated.
- C. Hardened only.
- D. Polished only.
- E. Soft, not Polished.
- F. Hardened and Polished.
- H. Blued.
- J. Plated only.

These letters **MUST BE USED** when they appear in the list, and **AFTER** the number as in the list.

In this series

- 1 to 1500 and 50001 to 51500 are Screw Numbers.
- 1501 to 1800 are Nut Numbers.
- 1801 to 2000 are Roller Numbers.
- 2001 to 50000 and 52001 and upward are numbers of Machine Parts.

The figures in the second column refer only to the plates, illustrating the parts, and are **NOT TO BE USED** in ordering.

Parts marked with an asterisk (\*) are furnished only when repairs are made at factory.

## LIST OF PARTS COMPLETE FOR MACHINE NO. 96-2

FOR CLOAKS, CLOTHING AND OTHER WORK IN CLOTH; DROP FEED.

NO.	PLATE	NAME	EACH
*52301	—	Arm.....	\$4 50
16532	5943	" Dowel Pin.....	02
24131	5928	" Oil Tube with 29599, for oiling 24036.....	06
12454	5928	Arm Oil Tube with 29599, for oiling 52024.....	06
11119	5928	Arm Oil Tube with 29599, for oiling 52360.....	06
24131	5928	Arm Oil Tube with 29599, for oiling 12430 for 52043.....	06
29599	5928	Arm Oil Tube Packing (felt).... per 100	25
	748E	5942 " Screw (back).....	08
	854E	5942 " " (front).....	12
52302	5926	" Shaft.....	1 25
*11104	—	" " Bushing (front).....	20
43921	5925	" " Flanged Bushing (back)....	30
448C	5875	" " " " " " " Set Screw.....	08
144D	5875	Arm Shaft Screw.....	08
12480	5925	" Side Cap.....	05
219D	5875	" " " Screw.....	02
12193	5925	" " Cover.....	10
286D	5875	" " " Thumb Screw.....	10
12403	5928	" Spool Pin and Thread Eyelet....	05
8879	5936	" " " Washer (cloth).....	01
52042	5927	" Top Cover.....	15
52043	5927	" " " 52042 with 12403 and 24131.....	25
180D	5875	Arm Top Cover Screw.....	03
52005	5925	Balance Wheel (power) light rim, 2 1/2 in. pulley, with two 448C.....	80
24297	5925	Balance Wheel Oil Cover.....	10
210D	5875	" " " " Screw.....	04
448C	5875	" " " " Set Screw.....	03
*52303	—	Bed.....	5 00
12431	—	" Slide.....	25
12432	5927	Bed Slide complete, Nos. 4307, 12431 and two 725J.....	30

## PARTS FOR MACHINE NO. 96-2

NO.	PLATE	NAME	EACH
4307	5927	Bed Slide Spring.....	\$ 05
725J	5875	" " " Screw.....	02
52007	—	Face Plate.....	50
52008	5925	Face Plate complete, Nos. 52007, 52009 and 52010.....	60
190D	5875	Face Plate Screw.....	03
52009	5941	" " Thread Guard (lower).....	01
52010	5941	" " " " (upper).....	01
236D	5875	" " Thumb Screw.....	10
52335	5927	Feed Bar.....	50
313C	5875	" " Screw Centre.....	04
1519E	5942	" " " " Nut.....	03
3033	5928	" Connecting Link.....	20
375C	5928	" " " Hinge Screw.....	12
1518E	5928	" " " " Nut.....	04
52352	5929	" Dog (feeding surface same as 20009).....	40
NOTE. No. 52352 is sent with this machine unless another Feed Dog is specified on order.			
52349	5929	Feed Dog (feeding surface same as 12369).....	40
52350	5929	Feed Dog (feeding surface same as 12370).....	40
52351	5930	Feed Dog (feeding surface same as 12481).....	40
52353	5930	Feed Dog (feeding surface same as 26603).....	40
52355	5930	Feed Dog, for skirts, etc.....	40
52358	5931	" " " long stitch, for light work.....	40
52366	5931	" " beveled for hemmer.....	40
52369	5931	" " (feeding surface same as 20138).....	40
50117E	5875	Feed Dog Screw.....	02
20233	5927	" and Feed Lifting Eccentric with 446C.....	50
446C	5942	Feed and Feed Lifting Eccentric Set Screw.....	03
24036	5927	Feed and Feed Lifting Eccentric Sleeve.....	75
20234	5927	" Forked Connection.....	75
375C	5928	" " " Hinge Screw.....	12
1518E	5928	" " " " Nut.....	04
12374	5926	Feed Lifting Rock Shaft.....	50
12375	—	Feed Lifting Rock Shaft complete, Nos. 3043, 12374 and 12376.....	1 05
3043	5928	Feed Lifting Rock Shaft Crank (back) with 462C.....	15

## PARTS FOR MACHINE NO. 96-2

NO.	PLATE	NAME	EACH
2049	5928	Feed Lifting Rock Shaft Crank (back) Pin.....	\$ 01
462C	5928	Feed Lifting Rock Shaft Crank (back) Set Screw.....	02
12376	5928	Feed Lifting Rock Shaft Crank (front) with 157E and 1813.....	40
157E	5928	Feed Lifting Rock Shaft Crank (front) Clamping Screw.....	04
1813	5928	Feed Lifting Rock Shaft Crank (front) Roller and Stud.....	20
12430	5927	Feed Lifting Rock Shaft Crank Con- necting Rod (steel) with 12204 and two 145E.....	80
*12204	—	Feed Lifting Rock Shaft Crank Con- necting Rod Cap.....	—
145E	5875	Feed Lifting Rock Shaft Crank Con- necting Rod Cap Screw.....	04
375C	5928	Feed Lifting Rock Shaft Crank Con- necting Rod Hinge Screw.....	12
1518E	5928	Feed Lifting Rock Shaft Crank Con- necting Rod Hinge Screw Nut.....	04
307C	5875	Feed Lifting Rock Shaft Screw Centre " " " " " " " "	06
1513E	5942	Nut.....	05
3039	5928	Feed Regulator.....	25
1128E	5928	" " Hinge Screw.....	12
818D	5928	" " Thumb Screw.....	10
52359	5928	" " " Stop for 52358.....	20
12379	5926	Feed Rock Shaft.....	35
20333	—	Feed Rock Shaft complete, Nos. 12379 and 29633.....	60
29633	5928	Feed Rock Shaft Crank with 157E.....	25
157E	5928	" " " " Clamping Screw.....	04
307C	5875	" " " " Screw Centre.....	06
1513E	5942	" " " " Nut.....	05
25878	5880	Guide.....	15
732D	5875	" Thumb Screw.....	10
52304	5934	Needle Bar.....	60
52305	5934	" " Bushing (lower) with 29532.....	80
1133E	5934	" " " " Set Screw..	02
52014	5934	" " " (upper).....	80
1133E	5934	" " " " Set Screw... ..	02
24040	5934	" " Connecting Link with 794E.....	50
794E	5934	" " " " Adjusting Screw.....	05
775E	5934	Needle Bar Connecting Link Cap Screw.....	06

NO.	PLATE	NAME	EACH
24041	5934	Needle Bar Connecting Stud with 207E.	\$ 35
	207E 5934	" " " Clamping Screw.....	02
24052	5927	Needle Bar Crank with 858C, 1036C, 1037c and 1065C.....	80
	1065C 5875	Needle Bar Crank Position Screw.....	10
	858C 5875	" " " Set Screw.....	08
29532	5934	" " Oil Cup.....	03
52306	5934	" " Thread Guard.....	10
	229D 5934	" " " Screw.....	02
52307	5934	" Clamp with 808F.....	25
	808F 5934	" " Screw.....	03
12391	5935	Presser Bar (hollow).....	80
52338	5936	" " Guide Bracket with 223C and 453C.....	60
	453C 5936	Presser Bar Guide Bracket Set Screw....	02
52016	5936	" " Lifter.....	20
	689C 5936	" " " Screw.....	10
	1520E 5936	" " " Nut.....	03
12327	5936	" " Lifting and Releasing Lever Bracket.....	50
11167	5935	Presser Bar Spring.....	05
11170	5936	" " " Washer.....	01
29534	5937	" Foot for 52350 to 52353.....	45
NOTE. No. 29534 is sent with this machine unless another Presser Foot is specified on order.			
12142	5937	Presser Foot for 52350 to 52353.....	40
12143	5937	" " " 52349.....	40
12144	5937	" " " 52355 and 52358.....	45
52354	5938	" " " mackintosh work, for 52355 and 52358.....	45
	7298 5941	Presser Foot Hinge Pin..... per 100	10
	19334	" " Plate.....	65
	19335	" " Shank.....	60
19336	5938	Presser Foot (hinged) complete, Nos. 7298, 19334 and 19335.....	1 25
	7298 5941	Presser Foot Hinge Pin..... per 100	10
	20268	" " Plate.....	65
	20269	" " Shank.....	60
20270	5938	Presser Foot (hinged) complete, Nos. 7298, 20268 and 20269.....	1 25
	2532 5941	Presser Foot Hinge Pin..... per 100	10
	24544	" " Plate.....	65
	24545	" " Shank.....	60
	26231 5941	" " Spring.....	02
24546	5938	Presser Foot (spring hinged) complete, Nos. 2532, 24544, 24545 and 26231..	1 25

NO.	PLATE	NAME	EACH
26276	5941	Presser Foot Hinge Pin.....	\$ 01
52372	—	" " Plate.....	65
52373	—	" " Shank.....	60
26231	5941	" " Spring.....	02
52374	5939	Presser Foot (spring, hinged) complete for 52352, Nos. 26231, 26276, 52372 and 52373.....	1 25
	190D 5875	Presser Foot Screw.....	03
	688E 5875	Pressure Regulating Thumb Screw.....	25
52340	5940	Rotating Hook with 52347 and two each 465C and 50151D.....	2 50
40258	5935	Rotating Hook Belt.....	60
52037	5935	" " " Guard.....	25
	181D 5875	" " " Screw.....	04
52048	5888	" " " Pulley (lower, steel) with two 50143C and sixteen 52049..	1 00
50143C	5942	Rotating Hook Belt Pulley (lower) Set Screw.....	03
52049	5888	Rotating Hook Belt Pulley (lower) Stud	05
52050	5888	" " " " (upper) with 1362C and thirty 40263.....	1 50
	1362C 5942	Rotating Hook Belt Pulley (upper) Set Screw.....	06
40263	5941	Rotating Hook Belt Pulley (upper) Stud.....	05
40264	5940	Rotating Hook Bobbin.....	05
55624	5940	" " " Case Latch.....	10
40409	5940	" " " " " Lever.....	10
	2974 5940	" " " " " Fulcrum Pin..... per 100	10
	2975 5940	Rotating Hook Bobbin Case Latch Spring.....	02
	592E 5940	Rotating Hook Bobbin Case Latch Stop Screw.....	02
52312	—	Rotating Hook Bobbin Case Hinge, Nos. 2974, 40409 and 55624.....	25
52364	5940	Rotating Hook Bobbin Case Delivery Eye Thread Guard.....	10
52342	5940	Rotating Hook Bobbin Case Delivery Eye Thread Guard Rivet.....	01
50093F	5940	Rotating Hook Bobbin Case Tension Regulating Screw.....	02
52343	5940	Rotating Hook Bobbin Case Tension Spring.....	10
	1380F 5940	Rotating Hook Bobbin Case Tension Spring Screw.....	02
52365	5940	Rotating Hook Bobbin Case complete, Nos. 592E, 1380F, 2975, 50093F, 52312, 52343, 52364 and two 52342..	75

NO.	PLATE	NAME	EACH
52345	5940	Rotating Hook Bobbin Case Holder	\$1 75
52346	5940	" " " " " "	
		Position Bracket.....	60
914F	5940	Rotating Hook Bobbin Case Holder	
		Position Bracket Screw.....	04
52347	5940	Rotating Hook Section.....	75
50151D	5940	" " " Screw.....	02
465C	5940	" " Set Screw.....	02
52308	5935	" " Shaft.....	80
52044	5941	" " Bushing (back, cast iron).....	50
447C	5941	Rotating Hook Shaft Bushing (back) Set Screw.....	03
52039	5941	Rotating Hook Shaft Bushing (front, cast iron).....	50
50145E	5941	Rotating Hook Shaft Bushing (front) Position Screw.....	05
52045	5941	Rotating Hook Shaft Bushing Packing (cotton).....	01
52337	5936	Slack Thread Regulator.....	10
223C	5936	" " " Set Screw.....	02
52046	5927	Spool Holder Base.....	15
389D	5942	" " " Screw.....	04
204296	5927	" " " Wire.....	10
200079C	5942	" " " Hinge Screw...	02
52047	5927	Spool Holder complete, Nos. 52046, 200079C and 204296.....	25
2102	5941	Tension Disc.....	05
1560C	5941	" Regulating Thumb Nut.....	04
32572	5941	" Releasing Disc.....	05
43944	5936	" " Lever.....	20
12398	5936	" " " Hinge Pin.....	01
12329	5936	" " " Spring.....	02
32574	5941	" " Pin.....	03
1274F	5941	" Screw Stud.....	10
2103	5941	" Spring.....	03
52027	5941	Thread Guard (side of arm).....	01
12400	5941	" Retainer Sleeve.....	05
12401	5941	" " Spring.....	01
12402	5941	" " Stud.....	07
460C	5941	" " " Set Screw.....	02
12399	—	Thread Retainer complete, Nos. 12400 to 12402.....	15
52021	5934	Thread Take-up Crank.....	80
1036C	5934	" " " Position Screw..	03
1037C	5934	" " " Set Screw.....	04
52360	5934	" " Lever.....	40

NO.	PLATE	NAME	EACH
52023	5934	Thread Take-up Lever Hinge Pin.....	\$ 05
52024	5934	" " " Link.....	25
11204	5934	" " " " Hinge Pin	15
435C	5934	" " " " " "	
		Set Screw.....	04
52361	—	Thread Take-up Lever complete, Nos. 52023, 52024 and 52360.....	75
52348	5941	Thread Take-up Spring.....	03
7336	5941	" " " Regulator.....	25
448C	5941	" " " " Set Screw.....	03
52330	—	Throat Plate, large needle hole, for 52352.....	50
NOTE. No. 52330 is sent with this machine unless another Throat Plate is specified on order.			
52331	5929	Throat Plate, small needle hole, for 52352.....	50
52322	—	Throat Plate, large needle hole, for 52349.....	50
52323	5929	Throat Plate, small needle hole, for 52349.....	50
52325	5929	Throat Plate, large needle hole, for 52350.....	50
52327	—	Throat Plate, large needle hole, for 52351.....	50
52328	5930	Throat Plate, small needle hole, for 52351.....	50
52333	5930	Throat Plate, large needle hole, for 52353.....	50
52356	—	Throat Plate, large needle hole, for 52355.....	40
52357	5930	Throat Plate, small needle hole, for 52355.....	40
52362	—	Throat Plate, large needle hole, for 52358.....	50
52363	5931	Throat Plate, small needle hole, for 52358.....	50
52367	5931	Throat Plate, large needle hole, for 52366.....	50
52368	—	Throat Plate, small needle hole, for 52366.....	50
52370	—	Throat Plate, large needle hole, for 52369.....	50
52371	5931	Throat Plate, small needle hole, for 52369.....	50
691F	5875	Throat Plate Screw.....	04
20021	5235	Drip Pan with four 1 in. wire nails.....	25

## IRON BASE

NO.	PLATE	NAME	EACH
19219	5943	Bed Frame Cushion (leather).....	\$ 05
158c	5943	" " " Screw.....	03
19220	5943	" " " Spring.....	05
19226	5943	" " Hinge Connection.....	15
19398	—	" " " " 19226 with 211f and 19397.....	20
19397	5943	Bed Frame Hinge Connection Cap.....	03
211f	5943	" " " " " Screw	02
16555	5943	" " " Plate.....	15
14010	5943	" " " Rivet.....	01
20067	819	" " with two each 16555, 19398, four each 19219, 19220, six each 14010, wood screws 1 1/4 in. No. 10 and eight 158c.....	2 15

## ACCESSORIES

NO.	PLATE	NAME	EACH
12361	5943	Machine Hinge Connection.....	\$ 15
12362	5943	" " Plate.....	15
12363	—	Machine Hinge complete, Nos. 12361, 12362 and two wood screws 1 1/4 in. No. 14.....	30
12405	5943	Machine Rest (felt).....	02
36569	5879	Oiler with Cap and 36571.....	05
36570	—	" 36569 filled with oil.....	08
36571	5879	" Spout, 2 in. long.....	01
26026	5879	Screw Driver (large).....	10
26485	5879	" " (small).....	05
8909	5879	Wrench for 1513 and 1518.....	10
8908	5879	" " 1519 and 1520.....	08

## HEMMERS

NO.	PLATE	NAME	EACH
36118	—	Hemmer (foot) 3/32 in. hem.....	\$ 75
36119	5881	" " 1/8 " " ".....	75
36120	—	" " 5/32 " " ".....	75
36121	—	" " 3/16 " " ".....	75
36122	—	" " 7/32 " " ".....	75

## HEMMERS

15

NO.	PLATE	NAME	EACH
6267	5941	Hemmer Folder.....	\$ 02
25888	5941	" Tongue.....	01

NOTE. When ordering Nos. 6267 or 25888, state width of hem and No. of hemmer for which it is required.

52366	5931	Feed Dog, beveled for hemmer, for 36118 to 36122.....	40
52367	5931	Throat Plate, large needle hole, for 52366.....	50
52368	—	Throat Plate, small needle hole, for 52366.....	50
35710	—	Hemmer (foot) 3/32 in. hem, with guide on bottom to the right of needle hole.	1 50
35682	5944	Hemmer (foot) 1/8 in. hem, with guide on bottom to the right of needle hole....	1 50
36524	—	Hemmer (foot) 3/32 in. hem, with guide on bottom to the right of needle hole.	1 50
35997	—	Hemmer (foot) 3/16 in. hem, with guide on bottom to the right of needle hole.	1 50
36309	—	Hemmer (foot) 7/32 in. hem, with guide on bottom to the right of needle hole.	1 50
36072	—	Hemmer (foot) 1/4 in. hem, with guide on bottom to the right of needle hole....	1 50
36581	5944	Feed Dog for 35682, 35710, 35997, 36072, 36309 and 36524.....	40
36582	5944	Throat Plate for 36581.....	75
36162	—	Hemmer (foot) 3/32 in. hem, for China silk, etc.....	2 25
36432	5881	Hemmer (foot) 1/8 in. hem, for China silk, etc.....	2 25
36433	—	Hemmer (foot) 5/32 in. hem, for China silk, etc.....	2 25
36434	—	Hemmer (foot) 3/16 in. hem, for China silk, etc.....	2 25
52355	5930	Feed Dog for 36162 and 36432 to 36434	40
52356	—	Throat Plate, large needle hole, for 52355.....	40
52357	5930	Throat Plate, small needle hole, for 52355.....	40
36413	—	Hemmer (foot) plain bottom, 1/16 in. hem.....	75
36414	—	Hemmer (foot) plain bottom, 3/32 in. hem.....	75
36415	5881	Hemmer (foot) plain bottom, 1/8 in. hem.....	75



## HEMMERS

NO.	PLATE	NAME	EACH
36471	5881	Hemmer (foot) plain bottom, $\frac{1}{8}$ in. hem, slotted for lace.....	\$ 75
36480	—	Hemmer (foot) plain bottom, $\frac{5}{32}$ in. hem.....	75
36416	—	Hemmer (foot) plain bottom, $\frac{3}{16}$ in. hem.....	75

## PRESSER FEET

NO.	PLATE	NAME	EACH
36464	5892	Presser Foot Spring Guide.....	\$ 40
665D	5892	" " " " Screw.....	02
36465	5892	Presser Foot (right hand, spring guide) with 665D and 36464, for $\frac{1}{32}$ in. to $\frac{5}{16}$ in. gauge.....	2 00
NOTE. When ordering Nos. 36464 or 36465 state required distance from edge of goods to seam.			
36574	5945	Presser Foot.....	50
36575	5945	" " 36574 with 36576 and two 50202D.....	60
36576	5945	Presser Foot Finger Guard.....	06
50202D	5945	" " " " Screw.....	02

## BOBBIN WINDERS

## BOBBIN WINDER

(SWINGING AUTOMATIC, RIGHT HAND)

NO.	PLATE	NAME	EACH
52042	5927	Arm Top Cover.....	\$ 15
52043	5927	" " " 52042 with 12403 and 24131.....	25
24131	5928	Arm Top Cover Oil Tube with 29599....	06
29599	5928	" " " " Packing (felt) per 100.....	25
180D	5875	Arm Top Cover Screw.....	03
12403	5928	" " " Spool Pin and Thread Eyelet.....	05
8879	5936	Arm Top Cover Spool Pin Washer (cloth)	01
41389	2833	Base.....	15
41340	2833	Frame.....	15
1429D	2834	" Hinge Screw.....	05
41341	2833	" Spring.....	05

## BOBBIN WINDERS

NO.	PLATE	NAME	EACH
207D	2834	Frame Spring Screw.....	\$ 02
41342	2833	Pulley with 200F.....	20
200F	2834	" Set Screw.....	03
41343	2834	Spindle.....	15
27306	2834	Spool Pin.....	05
27307	2833	" Stand.....	10
27308	2833	Spool Stand complete, Nos. 418D, 1562D, 2106, 10141, 11241, 27306, 27307 and two each 2455 and wood screws 1 in. No. 10.....	35
11241	2833	Spool Washer (cloth)..... per 100	25
41344	2834	Stop Latch.....	10
41345	2834	" " Finger.....	10
152F	2834	" " " Screw.....	03
1430D	2834	" " Hinge Screw.....	05
1550H	2834	" " " " Nut.....	03
41346	2834	" " Lever.....	15
1430D	2834	" " Hinge Screw.....	05
2455	2834	Tension Disc.....	02
1562D	2834	" Regulating Thumb Nut.....	04
418D	2834	" Screw Stud.....	08
10141	2834	" Spring.....	01
2106	2834	" Thread Guide.....	01
41347	2833	Bobbin Winder for 41348, Nos. 152F, 207D, 1429D, 1550H, 41339 to 41346, two each 9331, wood screws 1 in. No. 10 R. H. B. and three 1430D.....	1 35
41348	—	Bobbin Winder (swinging automatic, right hand) complete, Nos. 27308 and 41347.....	1 60
9331	2834	Bobbin Winder Washer.....	01

## BOBBIN WINDER

(SWINGING AUTOMATIC, LEFT HAND)

NO.	PLATE	NAME	EACH
41582	5890	Base with 457C.....	\$ 35
41583	5890	Frame with 457C.....	60
34105	5890	" Hinge Pin.....	05
457C	5942	" " " Set Screw.....	02
41584	5890	" Spring.....	05
41585	5890	Pulley with 171D.....	20
171D	5942	" Set Screw.....	03
41586	5890	Spindle.....	20
41587	5890	Stop Latch.....	10
42614	5890	" " Hinge Stud.....	15

## BOBBIN WINDERS

NO.	PLATE	NAME	EACH
457C	5942	Stop Latch Hinge Stud Set Screw.....	\$ 02
41588	5890	" " Tripping Arm with 185H...	10
185H	5942	" " " " Clamping Screw.....	02
41591	5890	Tension Bracket with 460C.....	25
41592	5890	Tension Bracket complete, Nos. 12403, 24131, 41591, 41593 to 41595 and two 2455.....	55
24131	5928	Tension Bracket Oil Tube with 29599..	06
29599	5928	" " " " Packing (felt) per 100.....	25
180D	5875	Tension Bracket Screw.....	03
12403	5928	" " Spool Pin.....	05
8879	5936	" " " " Washer (cloth).....	01
2455	2834	Tension Disc.....	02
41593	5936	" Spring.....	02
41594	5936	" Stud.....	10
460C	5941	" " Set Screw.....	02
41595	5936	" Thread Guide.....	03
41589	5890	Bobbin Winder for 41590, Nos. 34105, 41582 to 41588 and 42614.....	1 80
41590	—	Bobbin Winder (swinging automatic, left hand) complete, Nos. 41589 and 41592.....	2 35
135D	5942	Bobbin Winder Screw.....	05

## FOOT LIFTER PARTS

NO.	PLATE	NAME	EACH
5596	5935	Bell Crank.....	\$ 05
5599	5935	" " Bracket.....	08
178C	5875	" " " Screw.....	03
5601	5943	" " Hinge Pin.....	01
5735	5943	" " Spring.....	02
5598	5935	Bell Crank complete, Nos. 5596, 5599, 5601 and 5735.....	20
5670	—	Chain, length 26 in. to 35 in.....	15
NOTE. When ordering No. 5670 state length required.			
4879	5927	Chain Connecting Link for 4885.....	03
12237	5926	Lifting Lever with 448C.....	25
52028	5935	" " Connecting Rod.....	10
12416	5936	" " " " Joint.....	08
76D	5875	" " " " Hinge Screw.....	06

## FOOT LIFTER PARTS

NO.	PLATE	NAME	EACH
1521E	5942	Lifting Lever Connecting Rod Lock Nut \$	03
802D	5875	" " Hinge Screw.....	10
12241	5936	" " Link.....	10
766D	5875	" " " Hinge Screw.....	05
12240	5936	" " Pin.....	05
448C	5875	" " Set Screw.....	03
2763	819	Rock Shaft.....	10
12242	819	" " Hanger with two wood screws 1 in. No. 10.....	08
6337	819	Rock Shaft Lifting Bracket with two 356C.....	20
12243	819	Rock Shaft Lifting Bracket Hook for 5598	15
7125	819	" " " " " " 5670	15
356C	5875	" " " " " " Set Screw.....	06
356C	5875	Rock Shaft Lifting Bracket Set Screw..	06
2770	819	" " Stop Dog with 356C.....	12
356C	5875	" " " " Set Screw.....	06
4880	819	Rock Shaft complete, Nos. 2763, 2770, 7125, 12243 and two each 6337 and 12242.....	1 00
4881	819	Treadle.....	30
4882	5927	" Shaft.....	05
4883	5935	" Spring.....	10
4884	819	" Stand.....	25
4885	819	Treadle complete, Nos. 4879, 4881 to 4884 and two wood screws 1 in. No. 16	75
52319	—	Foot Lifter complete, Nos. 76D, 766D, 802D, 1521E, 4880, 4885, 5598, 5670, 12237, 12240, 12241, 12416, 52028 and two 178C.....	3 00

## KNEE LIFTER PARTS

NO.	PLATE	NAME	EACH
5596	5935	Bell Crank.....	\$ 05
5599	5935	" " Bracket.....	08
178C	5875	" " " Screw.....	03
5601	5943	" " Hinge Pin.....	01
5735	5943	" " Spring.....	02
5598	5935	Bell Crank complete, Nos. 5596, 5599, 5601 and 5735.....	20
12237	5926	Lifting Lever with 448C.....	25
52028	5935	" " Connecting Rod.....	10
12416	5936	" " " " Joint	08
76D	5875	" " " " " "	
		Hinge Screw.....	06
1521E	5942	Lifting Lever Connecting Rod Lock Nut	03
802D	5875	" " Hinge Screw.....	10
12241	5936	" " Link.....	10
766D	5875	" " Hinge Screw.....	05
12240	5936	" " Pin.....	05
448C	5875	" " Set Screw.....	03
2763	5235	Rock Shaft.....	10
12242	5235	" " Hanger with two wood screws 1 in. No. 10.....	08
2765	5235	Rock Shaft Knee Arm.....	10
2766	5235	" " " " Hub with 356C..	15
356C	5875	" " " " Set Screw...	06
2768	—	Rock Shaft Knee Arm complete, Nos. 2765 to 2767.....	40
2767	5235	Rock Shaft Knee Plate with 356C.....	18
356C	5875	" " " " Set Screw.....	06
6337	5235	" " Lifting Bracket with two 356C.....	20
2778	5235	Rock Shaft Lifting Bracket Hook....	05
356C	5875	" " " " " " Set Screw.....	06
356C	5875	Rock Shaft Lifting Bracket Set Screw.	06
2770	5235	" " Stop Dog with 356C.....	12
356C	5875	" " " " Set Screw.....	06
2777	5235	Rock Shaft complete, Nos. 2763, 2768, 2770, 2778, 6337 and two 12242.....	1 00
52320	—	Knee Lifter complete (power table) Nos. 76D, 766D, 802D, 1521E, 2777, 5598, 12237, 12240, 12241, 12416, 52028 and two 178C.....	2 10

## THREAD UNWINDER

FOR TWO LARGE SPOOLS OR TWO LARGE CONES OF THREAD.

NO.	PLATE	NAME	EACH
27623	2837	Spool Pin.....	\$ 08
155C	5875	" " Set Screw.....	03
41530	2837	" Rest.....	30
41531	—	" " 41530 with 1149C and two each 155C and 27623.....	50
1149C	5875	Spool Rest Set Screw.....	04
27940	2837	" Stand with 453C.....	20
41514	2837	" Weight, 4 in. diam., with 41515..	15
41515	5943	" " Centre Pin.....	05
27739	2837	Thread Cone (wood).....	05
41631	2837	" Guard with 208E and two 41569	35
41569	5943	" " Eyelet.....	02
41637	2837	" " Rod (lower).....	10
41638	2837	" " " (upper).....	15
41639	2837	" " Coupling with two 456C.....	20
456C	5942	Thread Guard Rod Coupling Set Screw.	02
41640	—	Thread Guard Rod complete, 30 in. long, Nos. 41637 to 41639.....	45
453C	5936	Thread Guard Rod Set Screw.....	02
208E	5942	" " Screw.....	02
41533	2837	Thread Unwinder complete, Nos. 27940, 41531, 41631, 41640, two each 27739, 41514 and three wood screws 1 in. No. 12.....	1 80

## UNDER DRIVER

LEVER PRESSURE, THREE SPEED, RIGHT HAND.

(OIL CONTROLLING PULLEY)

NO.	PLATE	NAME	EACH
27508	362	Belt Guard.....	\$ 08
649E	5875	" " Screw.....	05
27509	362	Cone Pulley (grooved) three speed, 2½ in., 3¾ in. and 5¼ in. diam., with 27473.....	60
27473	1101	Cone Pulley Centre Bearing.....	08
27474	363	Dress Guard (right hand).....	08

## UNDER DRIVER

NO.	PLATE	NAME	EACH
138E	1101	Dress Guard Screw.....	\$ 05
27630	362	Driving Pulley (grooved) 6 in. diam., with 433C, 27598 and two 7958.....	60
27598	—	Driving Pulley Friction Ring (leather)..	05
7958	2642	" " " " Stop Pin..	01
27631	1101	" " Hollow Stud with 27600	15
27600	1101	" " " " Position Stud.....	02
356C	5875	Driving Pulley Hollow Stud Set Screw..	06
27632	—	" " " " Wick.....	01
27633	—	" " " " Wire with 27632.....	05
433C	1101	Driving Pulley Screw Centre Bearing	08
7958	2642	" " " " " " Dowel Pin.....	01
27634	362	Frame.....	60
41338	362	Lever.....	25
27483	1101	" Brake Spring.....	02
27497	1101	" " Strip (leather).....	02
12178	1101	" Centre Plug (wood).....	01
427E	1101	" " Adjusting Screw.....	08
1508E	1101	" " " " " " Nut	06
27485	1101	" Hinge Pin.....	01
27635	362	Oil Cup.....	25
145E	5875	" " Screw.....	04
27070	363	Shaft Driving Pulley (sectional, grooved) 10 in. diam., 1 $\frac{1}{16}$ in. bore, with two 597C.....	45
597C	2642	Shaft Driving Pulley Clamping Screw..	08
27636	363	Treadle.....	30
9082	1101	" Bearing Cotter Pin.....	01
27637	362	" Pitman Rod (lower).....	05
27638	1101	" " " " Spring....	03
27639	362	" " " (upper).....	05
9079	362	" " " Clamp with 354C...	12
354C	1101	" " " " Screw.....	06
27640	362	Treadle Pitman complete, Nos. 2762, 9079 and 27637 to 27639.....	35
2878	363	Treadle Stand.....	15
2762	2642	" Stop Collar with 362F.....	10
362F	2642	" " " Set Screw.....	05
27642	—	Treadle complete, Nos. 2878, 9082, 27636 and four wood screws 1 in. No. 16.....	45
27643	—	Treadle and Pitman complete, Nos. 27640 and 27642.....	80

## UNDER DRIVER

NO.	PLATE	NAME	EACH
27644	—	Transmitter complete for 27645, Nos. 138E, 356C, 427E, 649E, 1508E, 12178, 27474, 27483, 27485, 27497, 27508, 27509, 27630, 27631, 27633 to 27635, 41338, two 145E and four wood screws 1 $\frac{1}{2}$ in. No. 16.....	\$3 00
27645	—	Under Driver, lever pressure, right hand, three speed (oil controlling pulley) complete, Nos. 27070, 27643 and 27644.....	4 00

## UNDER DRIVER

(BALL BEARING)

LEVER PRESSURE, TWO SPEED, RIGHT HAND.

NO.	PLATE	NAME	EACH
27750	2640	Cone Pulley (grooved) two speed, 3 $\frac{1}{4}$ in. and 5 $\frac{1}{4}$ in. diam., with 878D and 12459.....	\$ 60
25303	2641	Cone Pulley Ball, size $\frac{1}{4}$ in. ....	1 00
27753	2641	" " " " Bearing Adjusting Ring.....	15
1143C	2641	Cone Pulley Ball Bearing Adjusting Ring Set Screw.....	03
27795	2641	Cone Pulley Ball Bearing Adjusting Ring Set Screw Washer.....	25
878D	2641	Cone Pulley Oil Hole Stop Screw.....	06
12459	2641	" " " " " " Washer (leather).....	per 100 50
27755	2640	Dress Guard.....	10
348C	2642	" " " Screw.....	06
2718	2642	" " " Washer.....	01
27756	2640	Driving Pulley (grooved) 6 in. diam., with 315C, 7958 and 27598.....	60
27598	—	Driving Pulley Friction Ring (leather)..	05
7958	2642	" " " " Stop Pin..	01
315C	2642	" " " Set Screw.....	04
27757	2641	" " " Shaft.....	60
25303	2641	" " " " Ball, size $\frac{1}{4}$ in., per 100.....	1 00
27751	2641	Driving Pulley Shaft Ball Bearing Collar	25
27752	2641	" " " " " " " Pin.....	04

## UNDER DRIVER

NO.	PLATE	NAME	EACH
27758	2641	Driving Pulley Shaft Ball Safety Washer	\$ 01
27759	2641	" " Screw Bearing Ball	
		Case (left).....	20
27760	—	Driving Pulley Shaft Screw Bearing Ball	
		Case (left) complete, Nos. 27758,	
		27759, 27761 to 27763 and twelve	
		25303.....	50
27761	2641	Driving Pulley Shaft Screw Bearing Ball	
		Case (left) Friction Stud.....	10
25303	2641	Driving Pulley Shaft Screw Bearing Ball	
		Case (left) Friction Stud Ball, size	
		1/4 in..... per 100	1 00
27762	2641	Driving Pulley Shaft Screw Bearing Ball	
		Case (left) Friction Stud Ball Plate..	05
27763	2641	Driving Pulley Shaft Screw Bearing Ball	
		Case (left) Friction Stud Ball Plate	
		Washer.....	01
27754	2641	Driving Pulley Shaft Screw Bearing Ball	
		Case (left) Friction Stud Extension	
		Pin.....	02
1122C	2641	Driving Pulley Shaft Screw Bearing Ball	
		Case (left) Set Screw.....	03
27764	2641	Driving Pulley Shaft Screw Bearing Ball	
		Case (right).....	20
27765	—	Driving Pulley Shaft Screw Bearing Ball	
		Case (right) complete, Nos. 27758,	
		27764 and eight 25303.....	30
1122C	2641	Driving Pulley Shaft Screw Bearing Ball	
		Case (right) Set Screw.....	03
27766	2640	Frame with two 1122C.....	75
27767	2640	Lever with 27768 and two 27878.....	35
1093C	2642	" Adjusting Screw.....	10
1513E	2642	" " " Nut.....	05
27768	2642	" Brake (leather) two pieces.....	03
27878	2642	" " Rivet.....	01
1092E	2642	" Hinge Screw.....	20
1507E	2642	" " " Nut.....	05
27769	2642	" Spring.....	10
27070	363	Shaft Driving Pulley (sectional, grooved)	
		10 in. diam., 1 3/16 in. bore, with two	
		597C.....	45
597C	2642	Shaft Driving Pulley Clamping Screw..	08
27636	363	Treadle.....	30
9082	2642	" Bearing Cotter Pin.....	01
27637	2640	" Pitman Rod (lower).....	05
27638	2642	" " " Spring.....	03
27639	2640	" " " (upper).....	05

## UNDER DRIVER

NO.	PLATE	NAME	EACH
9079	2640	Treadle Pitman Rod Clamp with 354C...	\$ 12
354C	2642	" " " " Screw.....	06
27640	2640	Treadle Pitman complete, Nos. 2762,	
		9079 and 27637 to 27639.....	35
2878	363	Treadle Stand.....	15
2762	2642	" Stop Collar with 362F.....	10
362F	2642	" " " Set Screw.....	05
27642	—	Treadle complete, Nos. 2878, 9082,	
		27636 and four wood screws 1 in.	
		No. 16.....	45
27643	—	Treadle and Pitman complete, Nos.	
		27640 and 27642.....	80
27770	—	Transmitter complete, Nos. 348C, 1092E,	
		1093C, 1507E, 1513E, 2718, 27750 to	
		27752, 27754 to 27757, 27760, 27765 to	
		27767, 27769, two each 1143C, 27753,	
		27795, three wood screws 2 in. No. 16	
		and twenty-two 25303.....	3 00
27771	—	Under Driver (ball bearing) lever	
		pressure, right hand, two speed, com-	
		plete, Nos. 27070, 27643 and 27770...	4 00

## OBSOLETE PARTS

NO.	PLATE	NAME	EACH
52341	5940	Rotating Hook Bobbin Case Delivery	
		Eye Thread Guard for 52344.....	\$ 10
52344	5940	Rotating Hook Bobbin Case complete,	
		Nos. 592E, 1380F, 2975, 50093F, 52312,	
		52341, 52343 and two 52342.....	75

## NUMERICAL LIST OF PARTS

NO.	PLATE	NAME	EACH
76D	5875	Lifting Lever Connecting Rod Joint Hinge Screw for 52319 and 52320.....	\$ 06
135D	5942	Bobbin Winder Screw for 41590.....	05
138E	1101	Under Driver Dress Guard Screw for 27644.....	05
144D	5875	Arm Shaft Screw.....	08
145E	5875	Feed Lifting Rock Shaft Crank Connecting Rod Cap Screw for 12430.....	04
145E	5875	Under Driver Oil Cup Screw for 27644..	04
152F	2834	Bobbin Winder Stop Latch Finger Screw for 41347.....	03
155C	5875	Thread Unwinder Spool Pin Set Screw for 41531.....	08
157E	5928	Feed Lifting Rock Shaft Crank (front) Clamping Screw for 12376.....	04
157E	5928	Feed Rock Shaft Crank Clamping Screw for 29633.....	04
158C	5943	Bed Frame Cushion Screw for 20067...	03
171D	5942	Bobbin Winder Pulley Set Screw for 41585.....	03
178C	5875	Bell Crank Bracket Screw for 52319 and 52320.....	03
180D	5875	Arm Top Cover Screw.....	03
180D	5875	Bobbin Winder Tension Bracket Screw for 41592.....	03
181D	5875	Rotating Hook Belt Guard Screw.....	04
185H	5942	Bobbin Winder Stop Latch Tripping Arm Clamping Screw for 41588.....	02
190D	5875	Face Plate Screw.....	03
190D	5875	Presser Foot Screw.....	03
200F	2834	Bobbin Winder Pulley Set Screw for 41342.....	03
207D	2834	Bobbin Winder Frame Spring Screw for 41347.....	02
207E	5934	Needle Bar Connecting Stud Clamping Screw for 24041.....	02
208E	5942	Thread Unwinder Thread Guard Screw for 41631.....	02
210D	5875	Balance Wheel Oil Cover Screw.....	04
211F	5943	Bed Frame Hinge Connection Cap Screw for 19398.....	02
219D	5875	Arm Side Cap Screw.....	02

## NUMERICAL LIST OF PARTS

NO.	PLATE	NAME	EACH
223C	5936	Slack Thread Regulator Set Screw for 52338.....	\$ 02
229D	5934	Needle Bar Thread Guard Screw.....	02
286D	5875	Arm Side Cover Thumb Screw.....	10
286D	5875	Face Plate Thumb Screw.....	10
307C	5875	Feed Lifting Rock Shaft Screw Centre..	06
307C	5875	" Rock Shaft Screw Centre.....	06
313C	5875	" Bar Screw Centre.....	04
315C	2642	Under Driver Driving Pulley Set Screw for 27756.....	04
348C	2642	Under Driver Dress Guard Screw for 27770.....	06
354C	1101	Under Driver Treadle Pitman Rod Clamp Screw for 9079.....	06
356C	5875	Rock Shaft Knee Arm Hub Set Screw for 2766.....	06
356C	5875	Rock Shaft Knee Plate Set Screw for 2767.....	06
356C	5875	Rock Shaft Lifting Bracket Hook Set Screw for 6337.....	06
356C	5875	Rock Shaft Lifting Bracket Set Screw for 6337.....	06
356C	5875	Rock Shaft Stop Dog Set Screw for 2770	06
356C	5875	Under Driver Driving Pulley Hollow Stud Set Screw for 27644.....	06
362F	2642	Under Driver Treadle Stop Collar Set Screw for 2762.....	05
375C	5928	Feed Connecting Link Hinge Screw....	12
375C	5928	" Forked Connection Hinge Screw..	12
375C	5928	" Lifting Rock Shaft Crank Connecting Rod Hinge Screw.....	12
389D	5942	Spool Holder Base Screw.....	04
418D	2834	Bobbin Winder Tension Screw Stud for 27308.....	08
427E	1101	Under Driver Lever Centre Plug Adjusting Screw for 27644.....	08
433C	1101	Under Driver Driving Pulley Screw Centre Bearing for 27630.....	08
435C	5934	Thread Take-up Lever Link Hinge Pin Set Screw.....	04
446C	5942	Feed and Feed Lifting Eccentric Set Screw for 20283.....	03
447C	5941	Rotating Hook Shaft Bushing (back) Set Screw.....	03
448C	5875	Arm Shaft Flanged Bushing (back) Set Screw.....	03
448C	5875	Balance Wheel Set Screw for 52005....	03

## NUMERICAL LIST OF PARTS

NO.	PLATE	NAME	EACH
448C	5875	Lifting Lever Pin Set Screw for 12237..	\$ 03
448C	5941	Thread Take-up Spring Regulator Set Screw.....	03
453C	5936	Presser Bar Guide Bracket Set Screw for 52338.....	02
453C	5936	Thread Unwinder Thread Guard Rod Set Screw for 27940.....	02
456C	5942	Thread Unwinder Thread Guard Rod Coupling Set Screw for 41689.....	02
457C	5942	Bobbin Winder Frame Hinge Pin' Set Screw for 41588.....	02
457C	5942	Bobbin Winder Stop Latch Hinge Stud Set Screw for 41582.....	02
460C	5941	Bobbin Winder Tension Stud Set Screw for 41591.....	02
460C	5941	Thread Retainer Stud Set Screw.....	02
462C	5928	Feed Lifting Rock Shaft Crank (back) Set Screw for 3043.....	02
465C	5940	Rotating Hook Set Screw for 52340....	02
592E	5940	" " Bobbin Case Latch Stop Screw for 52344 and 52365.....	02
597C	2642	Under Driver Shaft Driving Pulley Clamping Screw for 27070.....	08
649E	5875	Under Driver Belt Guard Screw for 27644.....	05
665D	5892	Presser Foot Spring Guide Screw for 36465.....	02
688E	5875	Pressure Regulating Thumb Screw.....	25
689C	5936	Presser Bar Lifter Screw.....	10
691F	5875	Throat Plate Screw.....	04
725J	5875	Bed Slide Spring Screw for 12432.....	02
732D	5875	Guide Thumb Screw.....	10
748E	5942	Arm Screw (back).....	08
766D	5875	Lifting Lever Link Hinge Screw for 52319 and 52320.....	05
775E	5934	Needle Bar Connecting Link Cap Screw	06
794E	5934	" " " Adjusting Screw for 24040.....	05
802D	5875	Lifting Lever Hinge Screw for 52319 and 52320.....	10
808F	5934	Needle Clamp Screw for 52307.....	03
818D	5928	Feed Regulator Thumb Screw.....	10
854E	5942	Arm Screw (front).....	12
858C	5875	Needle Bar Crank Set Screw for 24052.	03
878D	2641	Under Driver Cone Pulley Oil Hole Stop Screw for 27750.....	06
914F	5940	Rotating Hook Bobbin Case Holder Position Bracket Screw.....	04

## NUMERICAL LIST OF PARTS

NO.	PLATE	NAME	EACH
1036C	5934	Thread Take-up Crank Position Screw for 24052.....	\$ 03
1037C	5934	Thread Take-up Crank Set Screw for 24052.....	04
1065C	5875	Needle Bar Crank Position Screw for 24052.....	10
1092E	2642	Under Driver Lever Hinge Screw for 27770.....	20
1098C	2642	Under Driver Lever Adjusting Screw for 27770.....	10
1122C	2641	Under Driver Driving Pulley Shaft Screw Bearing Ball Case (left) Set Screw for 27766.....	03
1122C	2641	Under Driver Driving Pulley Shaft Screw Bearing Ball Case (right) Set Screw for 27766.....	03
1128E	5928	Feed Regulator Hinge Screw.....	12
1133E	5934	Needle Bar Bushing (lower) Set Screw..	02
1133E	5934	" " " (upper) Set Screw..	02
1143C	2641	Under Driver Cone Pulley Ball Bearing Adjusting Ring Set Screw for 27770..	03
1149C	5875	Thread Unwinder Spool Rest Set Screw for 41531.....	04
1274F	5941	Tension Screw Stud.....	10
1362C	5942	Rotating Hook Belt Pulley (upper) Set Screw for 52050.....	06
1380F	5940	Rotating Hook Bobbin Case Tension Spring Screw for 52344 and 52365....	02
1429D	2834	Bobbin Winder Frame Hinge Screw for 41347.....	05
1430D	2834	Bobbin Winder Stop Latch Hinge Screw for 41347.....	05
1430D	2834	Bobbin Winder Stop Latch Lever Hinge Screw for 41347.....	05
1507E	2642	Under Driver Lever Hinge Screw Nut for 27770.....	05
1508E	1101	Under Driver Lever Centre Plug Adjusting Screw Nut for 27644.....	06
1513E	5942	Feed Lifting Rock Shaft Screw Centre Nut.....	05
1513E	5942	Feed Rock Shaft Screw Centre Nut....	05
1513E	2642	Under Driver Lever Adjusting Screw Nut for 27770.....	05
1518E	5928	Feed Connecting Link Hinge Screw Nut	04
1518E	5928	" Forked Connection Hinge Screw Nut.....	04
1518E	5928	Feed Lifting Rock Shaft Crank Connecting Rod Hinge Screw Nut.....	04

## NUMERICAL LIST OF PARTS

NO.	PLATE	NAME	EACH
1519E	5942	Feed Bar Screw Centre Nut.....	\$ 03
1520E	5936	Presser Bar Lifter Screw Nut.....	03
1521E	5942	Lifting Lever Connecting Rod Lock Nut for 52319 and 52320.....	03
1550H	2834	Bobbin Winder Stop Latch Hinge Screw Nut for 41347.....	03
1560C	5941	Tension Regulating Thumb Nut.....	04
1562D	2834	Bobbin Winder Tension Regulating Thumb Nut for 27308.....	04
1813	5928	Feed Lifting Rock Shaft Crank (front) Roller and Stud for 12376.....	20
2049	5928	Feed Lifting Rock Shaft Crank (back) Pin.....	01
2102	5941	Tension Disc.....	05
2103	5941	" Spring.....	03
2106	2834	Bobbin Winder Tension Thread Guide for 27308.....	01
2455	2834	Bobbin Winder Tension Disc for 27308 and 41592.....	02
2532	5941	Presser Foot Hinge Pin for 24546, per 100.....	10
2718	2642	Under Driver Dress Guard Screw Washer for 27770.....	01
2762	2642	Under Driver Treadle Stop Collar with 362F, for 27640.....	10
2763	819	Rock Shaft for 2777 and 4880.....	10
		Nos. 2765 TO 2767 FOR 2768	
2765	5235	Rock Shaft Knee Arm.....	10
2766	5235	" " " " Hub with 356C..	15
2767	5235	" " " " Plate with 356C.....	18
2768	—	Rock Shaft Knee Arm complete for 2777, Nos. 2765 to 2767.....	40
2770	819	Rock Shaft Stop Dog with 356C, for 2777 and 4880.....	12
2777	5235	Rock Shaft complete for 52320, Nos. 2763, 2768, 2770, 2778, 6337 and two 12242.....	1 00
2778	5235	Rock Shaft Lifting Bracket Hook for 2777.....	05
2878	363	Under Driver Treadle Stand for 27642..	15
2974	5940	Rotating Hook Bobbin Case Latch Lever Fulcrum Pin for 52312..... per 100	10
2975	5940	Rotating Hook Bobbin Case Latch Spring for 52344 and 52365.....	02
3033	5928	Feed Connecting Link.....	20
3039	5928	" Regulator.....	25



## NUMERICAL LIST OF PARTS

NO.	PLATE	NAME	EACH
3043	5928	Feed Lifting Rock Shaft Crank (back) with 462C, for 12375.....	\$ 15
4307	5927	Bed Slide Spring for 12432.....	05
4879	5927	Chain Connecting Link for 4885.....	03
4880	819	Rock Shaft complete for 52319, Nos. 2763, 2770, 7125, 12243 and two each 6337 and 12242.....	1 00
Nos. 4881 TO 4884 FOR 4885			
4881	819	Treadle.....	30
4882	5927	" Shaft.....	05
4883	5935	" Spring.....	10
4884	819	" Stand.....	25
4885	819	Treadle complete for 52319, Nos. 4879, 4881 to 4884 and two wood screws 1 in. No. 16.....	75
5596	5935	Bell Crank for 5598.....	05
5598	5935	Bell Crank complete for 52319 and 52320, Nos. 5596, 5599, 5601 and 5735.....	20
5599	5935	Bell Crank Bracket for 5598.....	08
5601	5943	" " Hinge Pin for 5598.....	01
5670	—	Chain, length 26 in. to 35 in., for 52319	15
5735	5943	Bell Crank Spring for 5598.....	02
6267	5941	Hemmer Folder.....	02
6337	819	Rock Shaft Lifting Bracket with two 356C, for 2777 and 4880.....	20
7125	819	Rock Shaft Lifting Bracket Hook for 5670 for 4880.....	15
7298	5941	Presser Foot Hinge Pin for 19336 and 20270..... per 100	10
7336	5941	Thread Take-up Spring Regulator.....	25
7958	2642	Under Driver Driving Pulley Friction Ring Stop Pin for 27630 and 27756..	01
7958	2642	Under Driver Driving Pulley Screw Centre Bearing Dowel Pin for 27630..	01
8879	5936	Arm Spool Pin Washer (cloth).....	01
8879	5936	Bobbin Winder Arm Top Cover Spool Pin Washer (cloth) for 52043.....	01
8879	5936	Bobbin Winder Tension Bracket Spool Pin Washer (cloth) for 41592.....	01
8908	5879	Wrench for 1519 and 1520 (Accessories)	08
8909	5879	" " 1513 and 1518 (Accessories)	10
9079	362	Under Driver Treadle Pitman Rod Clamp with 354C, for 27640.....	12
9082	1101	Under Driver Treadle Bearing Cotter Pin for 27642.....	01
9331	2834	Bobbin Winder Washer for 41347.....	01

## NUMERICAL LIST OF PARTS

NO.	PLATE	NAME	EACH
10141	2834	Bobbin Winder Tension Spring for 27308	\$ 01
*11104	—	Arm Shaft Bushing (front).....	20
11119	5928	" Oil Tube with 25999, for oiling 52360.....	06
11167	5935	Presser Bar Spring.....	05
11170	5936	" " Washer.....	01
11204	5934	Thread Take-up Lever Link Hinge Pin.	15
11241	2833	Bobbin Winder Spool Washer (cloth) for 27308..... per 100	25
12142	5937	Presser Foot for 52350 to 52353.....	40
12143	5937	" " " 52349.....	40
12144	5937	" " " 52355 and 52358.....	45
12178	1101	Under Driver Lever Centre Plug (wood) for 27644.....	01
12193	5925	Arm Side Cover.....	10
*12204	—	Feed Lifting Rock Shaft Crank Con- necting Rod Cap for 12430.....	—
12237	5926	Lifting Lever with 448C, for 52319 and 52320.....	25
12240	5936	Lifting Lever Pin for 52319 and 52320..	05
12241	5936	" " Link for 52319 and 52320	10
12242	819	Rock Shaft Hanger with two wood screws 1 in. No. 10 for 2777 and 4880	08
12243	819	Rock Shaft Lifting Bracket Hook for 5598 for 4880.....	15
12327	5936	Presser Bar Lifting and Releasing Lever Bracket.....	50
12329	5936	Tension Releasing Lever Spring.....	02
12361	5943	Machine Hinge Connection for 12363....	15
12362	5943	" " Plate for 12363.....	15
12363	—	Machine Hinge complete, Nos. 12361, 12362 and two wood screws 1¼ in. No. 14 (Accessories).....	30
12374	5926	Feed Lifting Rock Shaft for 12375.....	50
12375	—	Feed Lifting Rock Shaft complete, Nos. 3043, 12374 and 12376.....	1 05
12376	5928	Feed Lifting Rock Shaft Crank (front) with 157E and 1813, for 12375.....	40
12379	5926	Feed Rock Shaft for 20333.....	35
12391	5935	Presser Bar (hollow).....	80
12398	5936	Tension Releasing Lever Hinge Pin....	01
12399	—	Thread Retainer complete, Nos. 12400 to 12402.....	15
Nos. 12400 TO 12402 FOR 12399			
12400	5941	Thread Retainer Sleeve.....	05
12401	5941	" " Spring.....	01
12402	5941	" " Stud.....	07

NO.	PLATE	NAME	EACH
12403	5928	Arm Spool Pin and Thread Eyelet for 52043.....	\$ 05
12403	5928	Bobbin Winder Arm Top Cover Spool Pin and Thread Eyelet for 52043....	05
12403	5928	Bobbin Winder Tension Bracket Spool Pin for 41592.....	05
12405	5943	Machine Rest, felt (Accessories).....	02
12416	5936	Lifting Lever Connecting Rod Joint for 52319 and 52320.....	08
12430	5927	Feed Lifting Rock Shaft Crank Connecting Rod (steel) with 12204 and two 145E.....	80
12431	—	Bed Slide for 12432.....	25
12432	5927	Bed Slide complete, Nos. 4307, 12431 and two 725J.....	30
12454	5928	Arm Oil Tube with 29599, for oiling 52024.....	06
12459	2641	Under Driver Cone Pulley Oil Hole Stop Screw Washer (leather) for 27750, per 100.....	50
12480	5925	Arm Slide Cap.....	05
14010	5943	Bed Frame Hinge Plate Rivet for 20067	01
16532	5943	Arm Dowel Pin.....	02
16555	5943	Bed Frame Hinge Plate for 20067.....	15
19219	5943	" " Cushion (leather) for 20067.....	05
19220	5943	" " Spring for 20067.....	05
19226	5943	" " Hinge Connection for 19398.....	15
19334	—	Presser Foot Plate for 19336.....	65
19335	—	" " Shank for 19336.....	60
19336	5938	Presser Foot (hinged) complete, Nos. 7298, 19334 and 19335.....	1 25
19397	5943	Bed Frame Hinge Connection Cap for 19398.....	03
19398	—	Bed Frame Hinge Connection 19226 with 211F and 19397, for 20067.....	20
20021	5235	Drip Pan with four 1 in. wire nails.....	25
20067	819	Bed Frame with two each 16555, 19398, four each 19219, 19220, six each 14010, wood screws 1 1/4 in. No. 10 and eight 153C.....	2 15
20268	—	Presser Foot Plate for 20270.....	65
20269	—	" " Shank for 20270.....	60
20270	5938	Presser Foot (hinged) complete, Nos. 7298, 20268 and 20269.....	1 25
20283	5927	Feed and Feed Lifting Eccentric with 446C.....	50
20284	5927	Feed Forked Connection.....	75

NO.	PLATE	NAME	EACH
20333	—	Feed Rock Shaft complete, Nos. 12379 and 29633.....	\$ 60
24036	5927	Feed and Feed Lifting Eccentric Sleeve	75
24040	5934	Needle Bar Connecting Link with 794E.	50
24041	5934	" " " Stud with 207E.	35
24052	5927	" " Crank with 858C, 1036C, 1037C and 1065C.....	80
24131	5928	Arm Oil Tube with 29599, for oiling 24036.....	06
24131	5928	Arm Oil Tube with 29599, for oiling 12430 for 52043.....	06
24131	5928	Bobbin Winder Arm Top Cover Oil Tube with 29599, for 52043.....	06
24131	5928	Bobbin Winder Tension Bracket Oil Tube with 29599, for 41592.....	06
24297	5925	Balance Wheel Oil Cup.....	10
24544	—	Presser Foot Plate for 24546.....	65
24545	—	" " Shank for 24546.....	60
24546	5938	Presser Foot (spring hinged) complete, Nos. 2532, 24544, 24545 and 26231....	1 25
25303	2641	Under Driver Cone Pulley Ball, size 1/4 in., for 27770..... per 100	1 00
25303	2641	Under Driver Driving Pulley Shaft Ball, size 1/4 in., for 27760 and 27765, per 100.....	1 00
25303	2641	Under Driver Driving Pulley Shaft Screw Bearing Ball Case (left) Friction Stud Ball, size 1/4 in., for 27760, per 100.....	1 00
25878	5880	Guide.....	15
25888	5941	Hemmer Tongue.....	01
26026	5879	Screw Driver, large (Accessories).....	10
26231	5941	Presser Foot Spring for 24546 and 52374	02
26276	5941	Presser Foot Hinge Pin for 52374.....	01
26485	5879	Screw Driver, small (Accessories).....	05
27070	363	Under Driver Shaft Driving Pulley (sectional, grooved) 10 in. diam., 1 1/8 in. bore, with two 597C, for 27645 and 27771.....	45
27306	2834	Bobbin Winder Spool Pin for 27308....	05
27307	2833	" " " Stand for 27308..	10
27308	2833	Bobbin Winder Spool Stand complete for 41348, Nos. 418D, 1562D, 2106, 10141, 11241, 27306, 27307 and two each 2455 and wood screws 1 in. No. 10	35
27473	1101	Under Driver Cone Pulley Centre Bearing for 27509.....	08

## NUMERICAL LIST OF PARTS

NO.	PLATE	NAME	EACH
27474	363	Under Driver Dress Guard (right hand) for 27644.....	\$ 08
27488	1101	Under Driver Lever Brake Spring for 27644.....	02
27485	1101	Under Driver Lever Hinge Pin for 27644	01
27497	1101	" " Brake Strip (leather for 27644.....	02
27508	362	Under Driver Belt Guard for 27644....	08
27509	362	" " Cone Pulley (grooved) three speed, 2½ in., 3¼ in. and 5¼ in. diam., with 27473, for 27644.....	60
27598	—	Under Driver Driving Pulley Friction Ring (leather) for 27630 and 27756..	05
27600	1101	Under Driver Driving Pulley Hollow Stud Position Stud for 27631.....	02
27623	2837	Thread Unwinder Spool Pin for 41531..	08
27630	362	Under Driver Driving Pulley (grooved) 6 in. diam., with 438c, 27598 and two 7958, for 27644.....	60
27631	1101	Under Driver Driving Pulley Hollow Stud with 27600, for 27644.....	15
27632	—	Under Driver Driving Pulley Hollow Stud Wick for 27633.....	01
Nos. 27633 to 27635 FOR 27644			
27633	—	Under Driver Driving Pulley Hollow Stud Wick Wire with 27632.....	05
27634	362	Under Driver Frame.....	60
27635	362	" " Oil Cup.....	25
27636	363	" " Treadle for 27642.....	30
Nos. 27637 to 27639 FOR 27640			
27637	362	Under Driver Treadle Pitman Rod (lower).....	05
27638	1101	Under Driver Treadle Pitman Rod (lower) Spring.....	03
27639	362	Under Driver Treadle Pitman Rod (upper).....	05
27640	362	Under Driver Treadle Pitman complete for 27643, Nos. 2762, 9079 and 27637 to 27639.....	35
27642	—	Under Driver Treadle complete for 27643, Nos. 2878, 9082, 27636 and four wood screws 1 in. No. 16.....	45
27643	—	Under Driver Treadle and Pitman complete for 27645 and 27771, Nos. 27640 and 27642.....	80

## NUMERICAL LIST OF PARTS

NO.	PLATE	NAME	EACH
27644	—	Under Driver Transmitter complete for 27645, Nos. 138E, 356C, 427E, 649E, 1508E, 12178, 27474, 27483, 27485, 27497, 27508, 27509, 27630, 27631, 27633 to 27635, 41338, two 145E and four wood screws 1½ in. No. 16.....	\$3 00
27645	—	Under Driver, lever pressure, right hand, three speed (oil controlling pulley) complete, Nos. 27070, 27643 and 27644.....	4 00
27739	2837	Thread Unwinder Thread Cone (wood) for 41533.....	05
Nos. 27750 to 27757 FOR 27770			
27750	2640	Under Driver Cone Pulley (grooved) two speed, 3¼ in. and 5¼ in. diam., with 878D and 12459.....	60
27751	2641	Under Driver Driving Pulley Shaft Ball Bearing Collar.....	25
27752	2641	Under Driver Driving Pulley Shaft Ball Bearing Collar Pin.....	04
27753	2641	Under Driver Cone Pulley Ball Bearing Adjusting Ring.....	15
27754	2641	Under Driver Driving Pulley Shaft Screw Bearing Ball Case (left) Friction Stud Extension Pin.....	02
27755	2640	Under Driver Dress Guard.....	10
27756	2640	" " Driving Pulley (grooved) 6 in. diam., with 315c, 7958 and 27598	60
27757	2641	Under Driver Driving Pulley Shaft.....	60
27758	2641	" " " " " " Ball Safety Washer for 27760 and 27765..	01
27759	2641	Under Driver Driving Pulley Shaft Screw Bearing Ball Case (left) for 27760.....	20
27760	—	Under Driver Driving Pulley Shaft Screw Bearing Ball Case (left) complete for 27770, Nos. 27758, 27759, 27761 to 27763 and twelve 25303....	50
Nos. 27761 to 27763 FOR 27760			
27761	2641	Under Driver Driving Pulley Shaft Screw Bearing Ball Case (left) Friction Stud.....	10
27762	2641	Under Driver Driving Pulley Shaft Screw Bearing Ball Case (left) Friction Stud Ball Plate.....	05

NO.	PLATE	NAME	EACH
27763	2641	Under Driver Driving Pulley Shaft Screw Bearing Ball Case (left) Friction Stud Ball Plate Washer.....	\$ 01
27764	2641	Under Driver Driving Pulley Shaft Screw Bearing Ball Case (right) for 27765.....	20
Nos. 27765 TO 27767 FOR 27770			
27765	—	Under Driver Driving Pulley Shaft Screw Bearing Ball Case (right) com- plete, Nos. 27758, 27764 and eight 25303.....	30
27766	2640	Under Driver Frame with two 1122c....	75
27767	2640	" " Lever with 27768 and two 27878.....	35
27768	2642	Under Driver Lever Brake (leather) two pieces, for 27767.....	03
27769	2642	Under Driver Lever Spring for 27770...	10
27770	—	Under Driver Transmitter complete for 27771, Nos. 348C, 1092E, 1093C, 1507E, 1513E, 2718, 27750 to 27752, 27754 to 27757, 27760, 27765 to 27767, 27769, two each 1143C, 27753, 27795, three wood screws 2 in. No. 16 and twenty- two 25303.....	3 00
27771	—	Under Driver (ball bearing) lever pressure, right hand, two speed, com- plete, Nos. 27070, 27643 and 27770..	4 00
27795	2641	Under Driver Cone Pulley Ball Bearing Adjusting Ring Set Screw Washer for 27770..... per 100	25
27878	2642	Under Driver Lever Brake Rivet for 27767.....	01
27940	2837	Thread Unwinder Spool Stand with 453C, for 41533.....	20
29532	5934	Needle Bar Oil Cup for 52305.....	03
29534	5937	Presser Foot for 52350 to 52353.....	45
29599	5928	Arm Oil Tube Packing (felt) for 11119, 12454 and 24131..... per 100	25
29599	5928	Bobbin Winder Arm Top Cover Oil Tube Packing (felt) for 24131..... per 100	25
29599	5928	Bobbin Winder Tension Bracket Oil Tube Packing (felt) for 24131, per 100	25
29633	5928	Feed Rock Shaft Crank with 157E, for 20333.....	25
32572	5941	Tension Releasing Disc.....	05
32574	5941	" " Pin.....	03

NO.	PLATE	NAME	EACH
34105	5890	Bobbin Winder Frame Hinge Pin for 41589.....	\$ 05
35682	5944	Hemmer (foot) $\frac{1}{8}$ in. hem, with guide on bottom to the right of needle hole....	1 50
35710	—	Hemmer (foot) $\frac{3}{32}$ in. hem, with guide on bottom to the right of needle hole.	1 50
35997	—	Hemmer (foot) $\frac{3}{16}$ in. hem, with guide on bottom to the right of needle hole.	1 50
36072	—	Hemmer (foot) $\frac{1}{4}$ in. hem, with guide on bottom to the right of needle hole....	1 50
36118	—	Hemmer (foot) $\frac{3}{32}$ in. hem.....	75
36119	5881	" " $\frac{1}{8}$ " " .....	75
36120	—	" " $\frac{5}{32}$ " " .....	75
36121	—	" " $\frac{3}{16}$ " " .....	75
36122	—	" " $\frac{7}{32}$ " " .....	75
36162	—	" " $\frac{3}{32}$ " " for China silk, etc.....	2 25
36309	—	Hemmer (foot) $\frac{1}{32}$ in. hem with guide on bottom to the right of needle hole.	1 50
36413	—	Hemmer (foot) plain bottom, $\frac{1}{16}$ in. hem.....	75
36414	—	Hemmer (foot) plain bottom, $\frac{3}{32}$ in. hem.....	75
36415	5881	Hemmer (foot) plain bottom, $\frac{1}{8}$ in. hem.....	75
36416	—	Hemmer (foot) plain bottom, $\frac{3}{16}$ in. hem.....	75
36432	5881	Hemmer (foot) $\frac{1}{8}$ in. hem, for China silk, etc.....	2 25
36433	—	Hemmer (foot) $\frac{5}{32}$ in. hem, for China silk, etc.....	2 25
36434	—	Hemmer (foot) $\frac{3}{16}$ in. hem, for China silk, etc.....	2 25
36464	5892	Presser Foot Spring Guide for 36465...	40
36465	5892	" " (right hand, spring guide) with 665D and 36464, for $\frac{1}{32}$ in. to $\frac{5}{16}$ in. gauge.....	2 00
36471	5881	Hemmer (foot) plain bottom, $\frac{1}{8}$ in. hem, slotted for lace.....	75
36480	—	Hemmer (foot) plain bottom, $\frac{5}{32}$ in. hem.....	75
36524	—	Hemmer (foot) $\frac{5}{32}$ in. hem, with guide on bottom to the right of needle hole.	1 50
36569	5879	Oiler with Cap and 36571, for 36570....	05
36570	—	" 36569 filled with oil (Accessories)	08
36571	5879	" Spout, 2 in. long, for 36569.....	01
36574	5945	Presser Foot for 36575.....	50

## NUMERICAL LIST OF PARTS

NO.	PLATE	NAME	EACH
36575	5945	Presser Foot 36574 with 36576 and two 50202D.....	\$ 60
36576	5945	Presser Foot Finger Guard for 36575....	06
36581	5944	Feed Dog for 35682, 35710, 35997, 36072, 36309 and 36524.....	40
36582	5944	Throat Plate for 36581.....	75
40258	5935	Rotating Hook Belt.....	60
40263	5941	" " Pulley (upper) Stud for 52050.....	05
40264	5940	Rotating Hook Bobbin.....	05
40409	5940	" " Case Latch Lever for 52312.....	10
41338	362	Under Driver Lever for 27644.....	25
Nos. 41339 TO 41346 FOR 41347			
41339	2833	Bobbin Winder Base.....	15
41340	2833	" " Frame.....	15
41341	2833	" " Spring.....	05
41342	2833	" " Pulley with 200F.....	20
41343	2834	" " Spindle.....	15
41344	2834	" " Stop Latch.....	10
41345	2834	" " Finger.....	10
41346	2834	" " Lever.....	15
41347	2833	Bobbin Winder for 41348, Nos. 152F, 207D, 1429D, 1550H, 41339 to 41346, two each 9331, wood screws 1 in. No. 10 R. H. B. and three 1430D.....	1 35
41348	—	Bobbin Winder (swinging automatic, right hand) complete, Nos. 27308 and 41347.....	1 60
41514	2837	Thread Unwinder Spool Weight, 4 in. diam., with 41515, for 41533.....	15
41515	5943	Thread Unwinder Spool Weight Centre Pin for 41514.....	05
41530	2837	Thread Unwinder Spool Rest for 41531.....	30
41531	—	" " " " 41530 with 1149C and two each 155C and 27623, for 41533.....	50
41533	2837	Thread Unwinder complete, for two large spools or two large cones of thread, Nos. 27940, 41531, 41631, 41640, two each 27739, 41514 and three wood screws 1 in. No. 12.....	1 80
41569	5943	Thread Unwinder Thread Guard Eyelet for 41631.....	02
Nos. 41582 TO 41588 FOR 41589			
41582	5890	Bobbin Winder Base with 457C.....	35
41583	5890	" " Frame with 457C.....	60
41584	5890	" " Spring.....	05

## NUMERICAL LIST OF PARTS

NO.	PLATE	NAME	EACH
41585	5890	Bobbin Winder Pulley with 171D.....	\$ 20
41586	5890	" " Spindle.....	20
41587	5890	" " Stop Latch.....	10
41588	5890	" " " " Tripping Arm with 185H.....	10
41589	5890	Bobbin Winder for 41590, Nos. 34105, 41582 to 41588 and 42614.....	1 80
41590	—	Bobbin Winder (swinging automatic, left hand) complete, Nos. 41589 and 41592.....	2 35
41591	5890	Bobbin Winder Tension Bracket with 460C, for 41592.....	25
41592	5890	Bobbin Winder Tension Bracket complete for 41590, Nos. 12403, 24131, 41591, 41593 to 41595 and two 2455.....	55
Nos. 41593 TO 41595 FOR 41592			
41593	5936	Bobbin Winder Tension Spring.....	02
41594	5936	" " Stud.....	10
41595	5936	" " Thread Guide..	03
41631	2837	Thread Unwinder Thread Guard with 208E and two 41569, for 41533.....	35
Nos. 41637 TO 41639 FOR 41640			
41637	2837	Thread Unwinder Thread Guard Rod (lower).....	10
41638	2837	Thread Unwinder Thread Guard Rod (upper).....	15
41639	2837	Thread Unwinder Thread Guard Rod Coupling with two 456C.....	20
41640	—	Thread Unwinder Thread Guard Rod complete, 30 in. long, for 41533, Nos. 41637 to 41639.....	45
42614	5890	Bobbin Winder Stop Latch Hinge Stud for 41589.....	15
43921	5925	Arm Shaft Flanged Bushing (back)....	30
43944	5936	Tension Releasing Lever.....	20
50093F	5940	Rotating Hook Bobbin Case Tension Regulating Screw for 52344 and 52365	02
50117E	5875	Feed Dog Screw.....	02
50143C	5942	Rotating Hook Belt Pulley (lower) Set Screw for 52048.....	03
50145E	5941	Rotating Hook Shaft Bushing (front) Position Screw.....	05
50151D	5940	Rotating Hook Section Screw for 52340	02
50202D	5945	Presser Foot Finger Guard Screw for 36575.....	02

## NUMERICAL LIST OF PARTS

NO.	PLATE	NAME	EACH
52005	5925	Balance Wheel (power) light rim, 2½ in. pulley, with two 448C.....	\$ 80
52007	—	Face Plate for 52008.....	50
52008	5925	Face Plate complete, Nos. 52007, 52009 and 52010.....	60
52009	5941	Face Plate Thread Guard (lower) for 52008.....	01
52010	5941	Face Plate Thread Guard (upper) for 52008.....	01
52014	5934	Needle Bar Bushing (upper).....	80
52016	5936	Presser Bar Lifter.....	20
52021	5934	Thread Take-up Crank.....	80
52023	5934	“ “ Lever Hinge Pin for 52361.....	05
52024	5934	Thread Take-up Lever Link for 52361..	25
52027	5941	“ “ Guard (side of arm).....	01
52028	5935	Lifting Lever Connecting Rod for 52319 and 52320.....	10
52037	5935	Rotating Hook Belt Guard.....	25
52039	5941	“ “ Shaft Bushing (front, cast iron).....	50
52042	5927	Arm Top Cover for 52043.....	15
52043	5927	“ “ “ 52042 with 12403 and 24131.....	25
52044	5941	Rotating Hook Shaft Bushing (back, cast iron).....	50
52045	5941	Rotating Hook Shaft Bushing Packing (cotton).....	01
52046	5927	Spool Holder Base for 52047.....	15
52047	5927	Spool Holder complete, Nos. 52046, 200079c and 204296.....	25
52048	5888	Rotating Hook Belt Pulley (lower, steel) with two 50143c and sixteen 52049..	1 00
52049	5888	Rotating Hook Belt Pulley (lower) Stud for 52048.....	05
52050	5888	Rotating Hook Belt Pulley (upper) with 1362c and thirty 40263.....	1 50
*52301	—	Arm.....	4 50
52302	5926	“ Shaft.....	1 25
*52303	—	Bed.....	5 00
52304	5934	Needle Bar.....	60
52305	5934	“ “ Bushing (lower) with 29532	80
52306	5934	“ “ Thread Guard.....	10
52307	5934	“ “ Clamp with 808F.....	25
52308	5935	Rotating Hook Shaft.....	80
52312	—	“ “ Bobbin Case Hinge for 52344 and 52365, Nos. 2974, 40409 and 55624.....	25

## NUMERICAL LIST OF PARTS

NO.	PLATE	NAME	EACH
52319	—	Foot Lifter complete, Nos. 76D, 766D, 802D, 1521E, 4880, 4885, 5598, 5670, 12237, 12240, 12241, 12416, 52028 and two 178C.....	\$3 00
52320	—	Knee Lifter complete (power table) Nos. 76D, 766D, 802D, 1521E, 2777, 5598, 12237, 12240, 12241, 12416, 52028 and two 178C.....	2 10
52322	—	Throat Plate, large needle hole, for 52349.....	50
52323	5929	Throat Plate, small needle hole, for 52349.....	50
52325	5929	Throat Plate, large needle hole, for 52350.....	50
52327	—	Throat Plate, large needle hole, for 52351.....	50
52328	5930	Throat Plate, small needle hole, for 52351.....	50
52330	—	Throat Plate, large needle hole, for 52352.....	50
52331	5929	Throat Plate, small needle hole, for 52352.....	50
52333	5930	Throat Plate, large needle hole, for 52353.....	50
52335	5927	Feed Bar.....	50
52337	5936	Slack Thread Regulator.....	10
52338	5936	Presser Bar Guide Bracket with 223c and 453c.....	60
52340	5940	Rotating Hook with 52347 and two each 465c and 50151D.....	2 50
52341	5940	Rotating Hook Bobbin Case Delivery Eye Thread Guard for 52344, obsolete	10
52342	5940	Rotating Hook Bobbin Case Delivery Eye Thread Guard Rivet for 52344 and 52365.....	01
52343	5940	Rotating Hook Bobbin Case Tension Spring for 52344 and 52365.....	10
52344	5940	Rotating Hook Bobbin Case complete, Nos. 592E, 1380F, 2975, 50093F, 52312, 52341, 52343 and two 52342, obsolete	1 75
52345	5940	Rotating Hook Bobbin Case Holder	1 75
52346	5940	“ “ “ “ “ “ Position Bracket.....	60
52347	5940	Rotating Hook Section for 52340.....	75
52348	5941	Thread Take-up Spring.....	08
52349	5929	Feed Dog (feeding surface same as 12369).....	40
52350	5929	Feed Dog (feeding surface same as 12370).....	40
52351	5930	Feed Dog (feeding surface same as 12481).....	40

## NUMERICAL LIST OF PARTS

NO.	PLATE	NAME	EACH
52352	5929	Feed Dog (feeding surface same as 20009).....	\$ 40
52353	5930	Feed Dog (feeding surface same as 26603).....	40
52354	5938	Presser Foot, for mackintosh work, for 52355 and 52358.....	45
52355	5930	Feed Dog, for skirts, etc., and for 36162 and 36432 to 36434.....	40
52356	—	Throat Plate, large needle hole, for 52355.....	40
52357	5930	Throat Plate, small needle hole, for 52355.....	40
52358	5931	Feed Dog, for long stitch, for light work	40
52359	5928	Feed Regulator Thumb Screw Stop for 52358.....	20
52360	5934	Thread Take-up Lever for 52361.....	40
52361	—	Thread Take-up Lever complete, Nos. 52023, 52024 and 52360.....	75
52362	—	Throat Plate, large needle hole, for 52358.....	50
52363	5931	Throat Plate, small needle hole, for 52358.....	50
52364	5940	Rotating Hook Bobbin Case Delivery Eye Thread Guard for 52365.....	10
52365	5940	Rotating Hook Bobbin Case complete, Nos. 592E, 1380F, 2975, 50093F, 52312, 52343, 52364 and two 52342.....	75
52366	5931	Feed Dog, beveled for hemmer, for 36118 to 36122.....	40
52367	5931	Throat Plate, large needle hole, for 52366.....	50
52368	—	Throat Plate, small needle hole, for 52366.....	50
52369	5931	Feed Dog (feeding surface same as 20138).....	40
52370	—	Throat Plate, large needle hole, for 52369.....	50
52371	5931	Throat Plate, small needle hole, for 52369.....	50
52372	—	Presser Foot Plate for 52374.....	65
52373	—	" " Shank for 52374.....	60
52374	5939	Presser Foot (spring hinged) complete for 52352, Nos. 26231, 26276, 52372 and 52373.....	1 25
55624	5940	Rotating Hook Bobbin Case Latch for 52312.....	10
200079c	5942	Spool Holder Base Wire Hinge Screw for 52047.....	02
204296	5927	Spool Holder Base Wire for 52047.....	10

PLATE 362—ONE-FOURTH SIZE






PLATE 363—ONE-FOURTH SIZE




PLATE 819—ONE-FOURTH SIZE

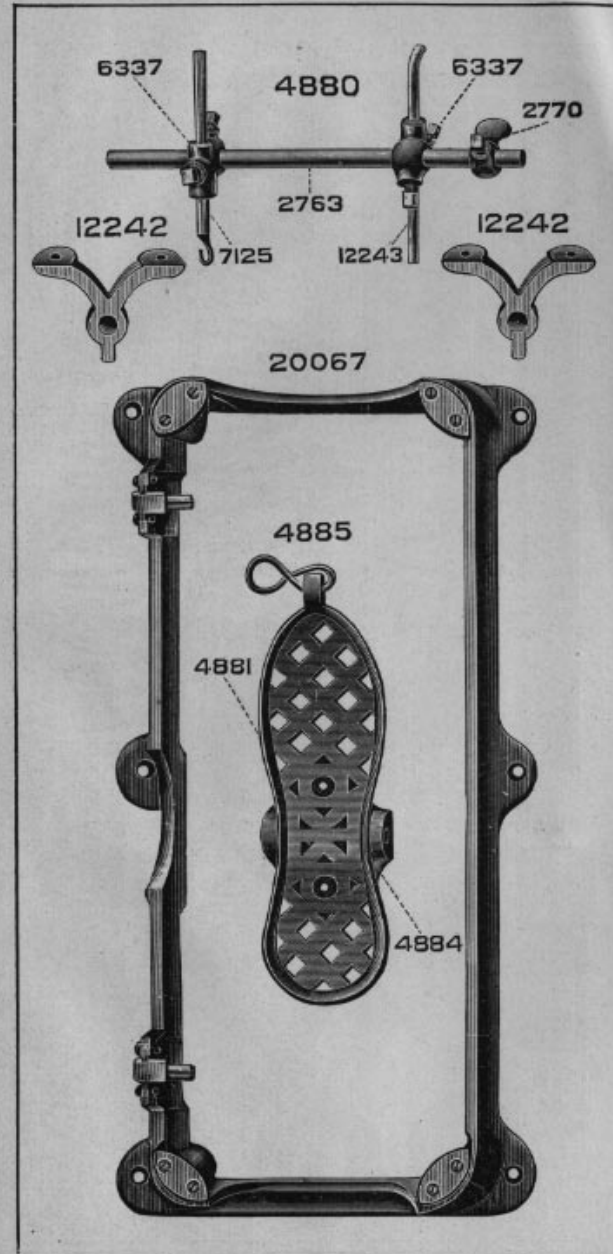


PLATE 1101—FULL SIZE





PLATE 2640—ONE-FOURTH SIZE



From the library of: Diamond Needle Corp

PLATE 2641—FULL SIZE




PLATE 2642—FULL SIZE




PLATE 2833—ONE-HALF SIZE

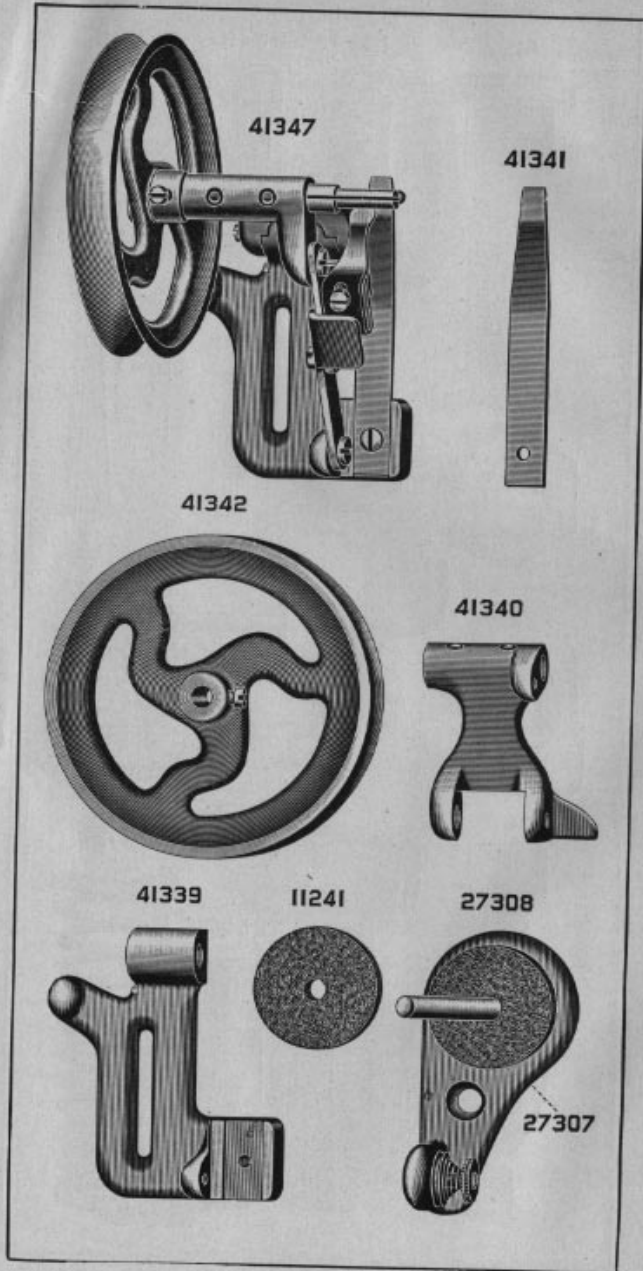


PLATE 2834—FULL SIZE




PLATE 2837—ONE-FOURTH SIZE




PLATE 5235—ONE-FOURTH SIZE

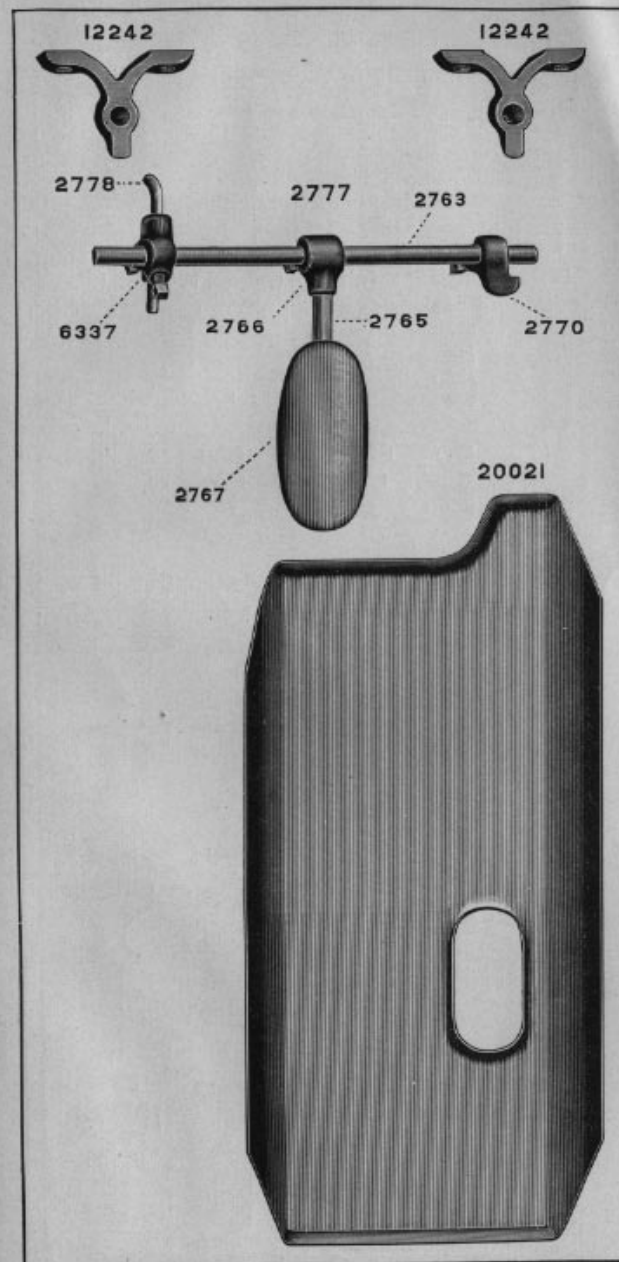


PLATE 5875—FULL SIZE




PLATE 5879—ONE-HALF SIZE

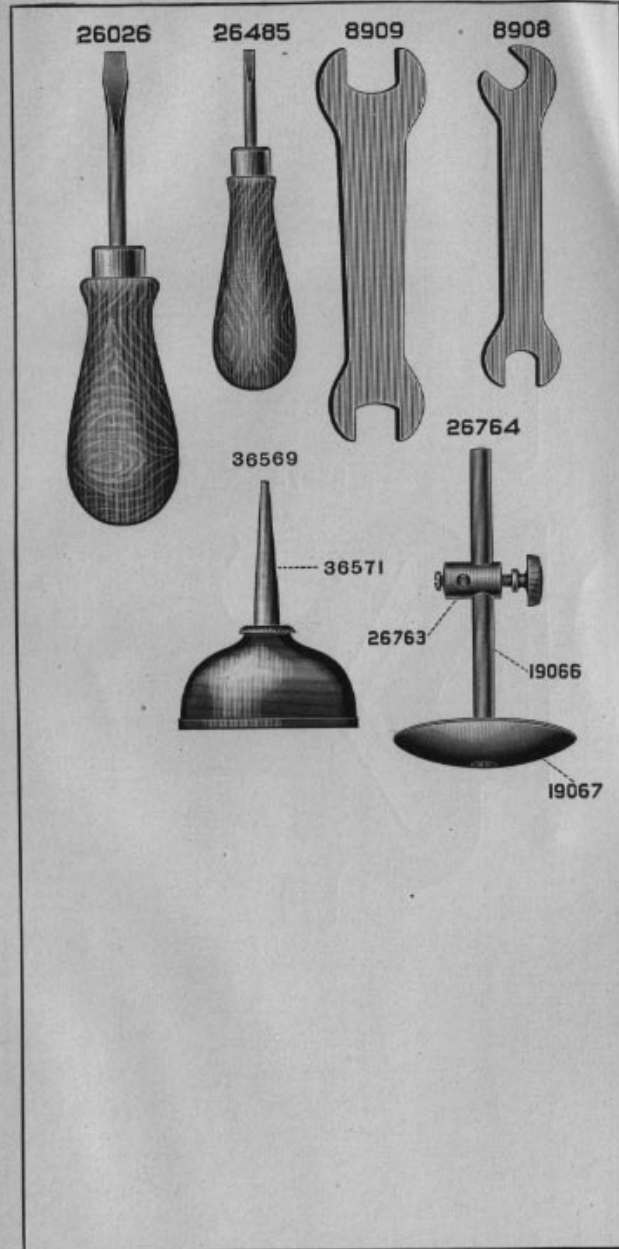


PLATE 5880—FULL SIZE

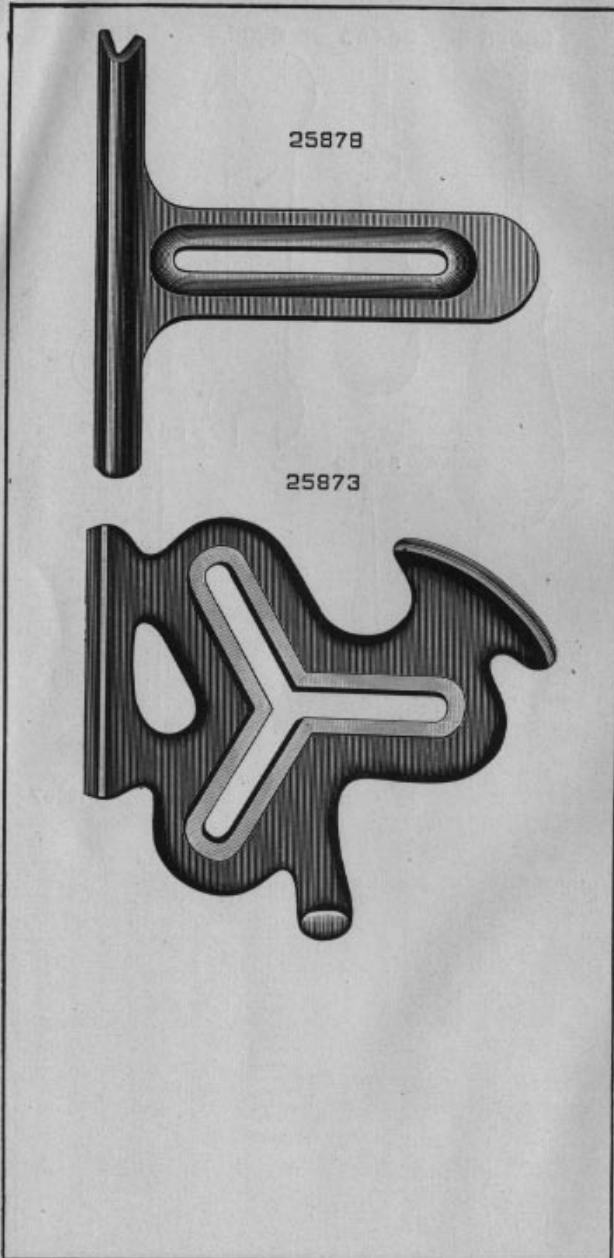


PLATE 5881—FULL SIZE





PLATE 5888—FULL SIZE

52050



52048




52049



PLATE 5890—ONE HALF SIZE


41589




41583



41585



41586




41584



41587



42614




41588



34105



41582



41592



41591




PLATE 5892—FULL SIZE

36465 36464 665



PLATE 5925—ONE-HALF SIZE

52005



52008

24297




43921



12193




12480



**PLATE 5926-ONE -FOURTH SIZE**

52302 12374 12379 12237



**PLATE 5927-ONE-HALF SIZE**

12430 20284 24036



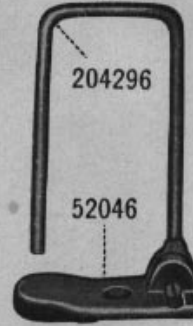
20283

4882



52047

204296



52046

4879



24052




52335

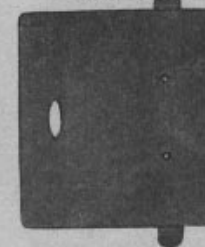


52043

52042



12432



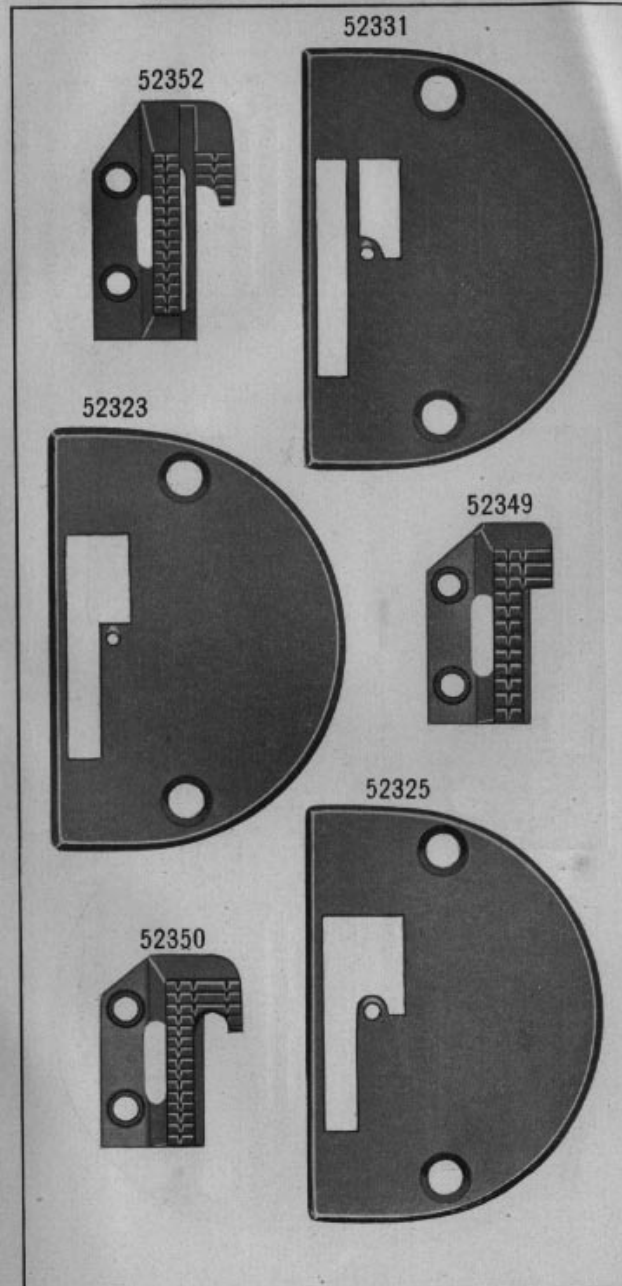
4307



**PLATE 5928—FULL SIZE**

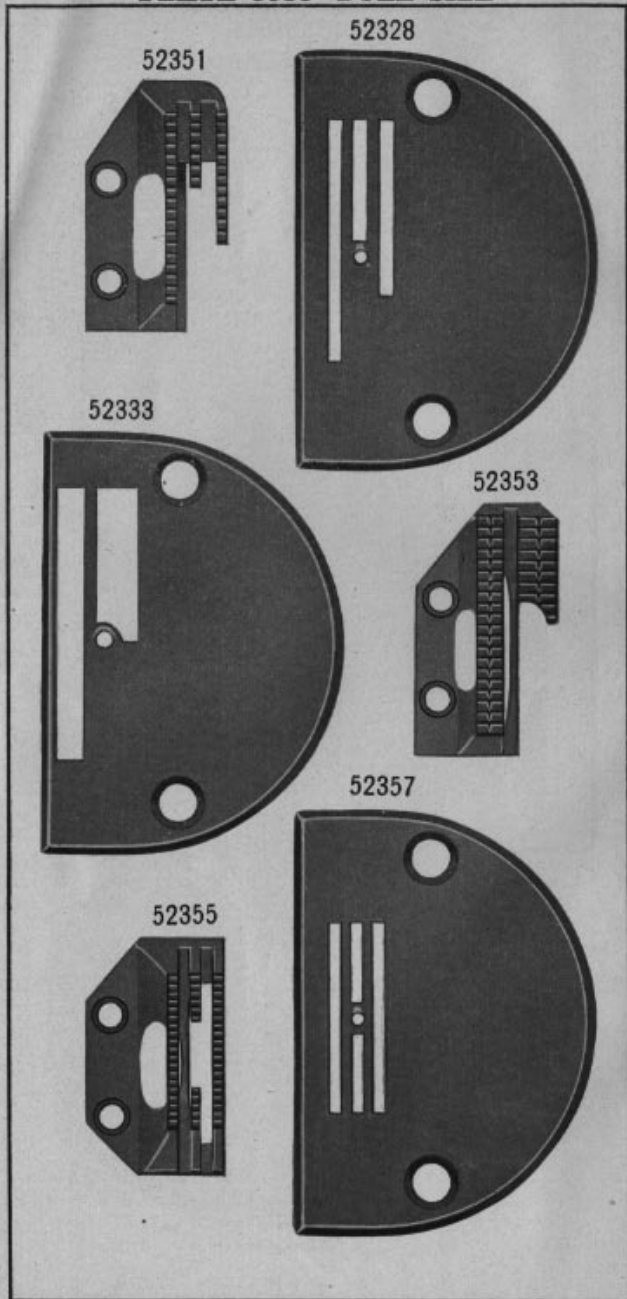


**PLATE 5929—FULL SIZE**

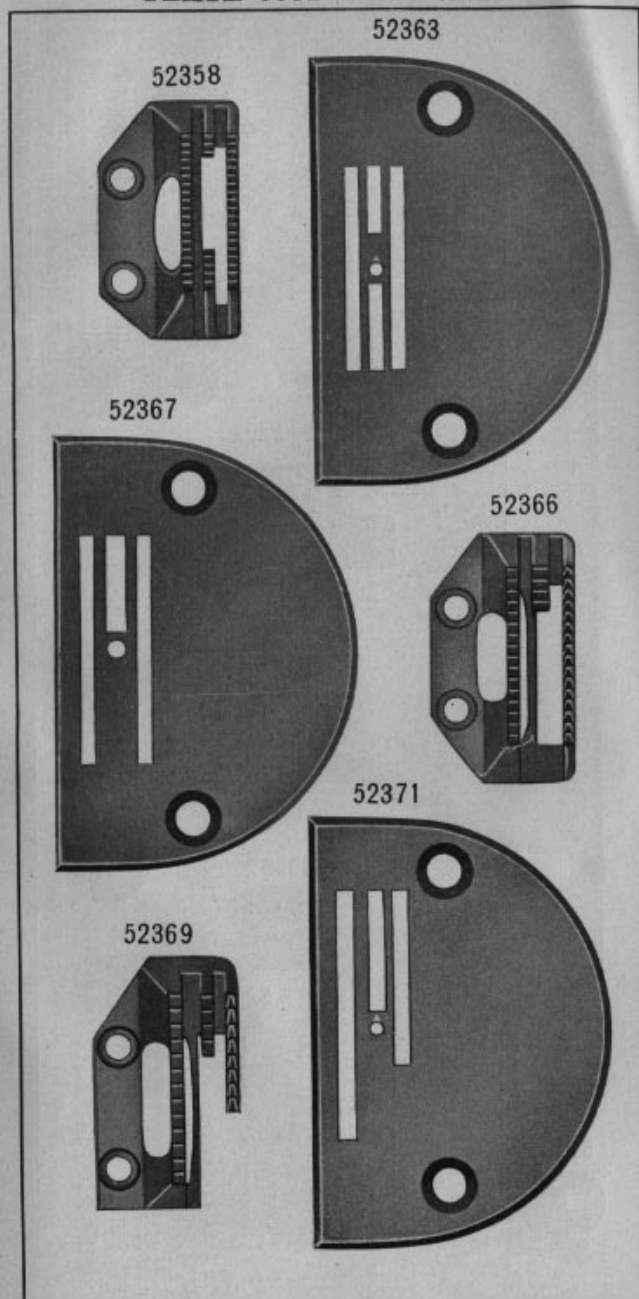


From the library of: Diamond Needle Corp

**PLATE 5930—FULL SIZE**




**PLATE 5931—FULL SIZE**

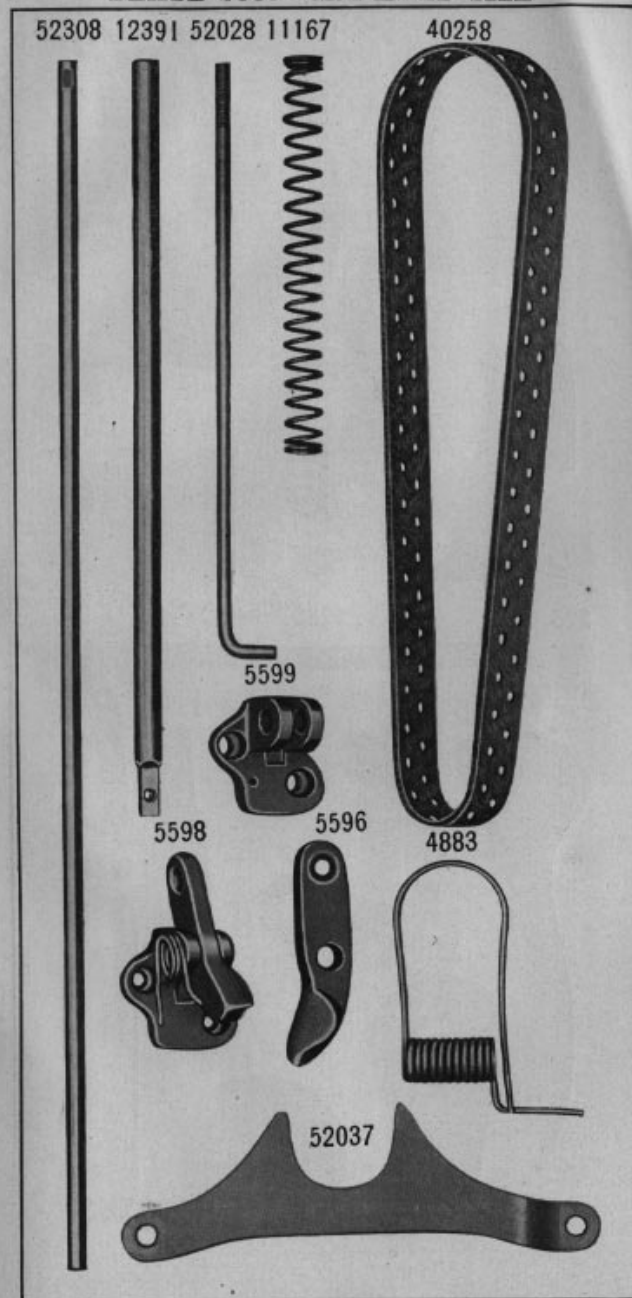


From the library of: Diamond Needle Corp

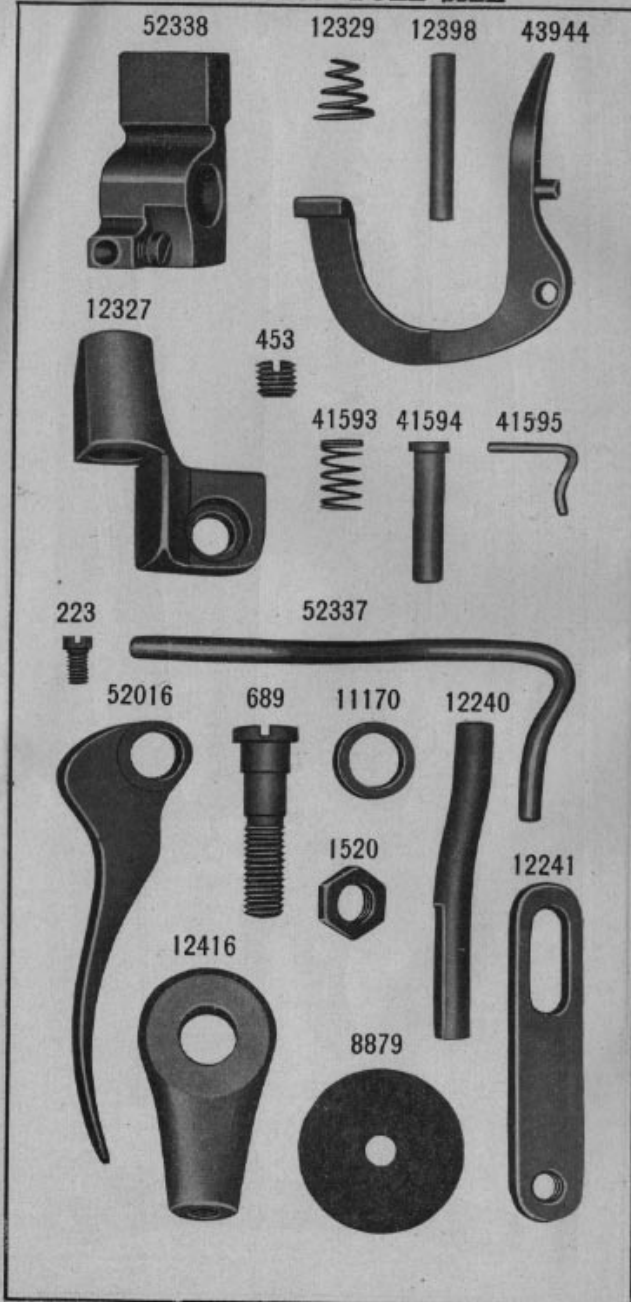
**PLATE 5934—FULL SIZE**




**PLATE 5935—ONE-HALF SIZE**




**PLATE 5936—FULL SIZE**




**PLATE 5937—FULL SIZE**




**PLATE 5938—FULL SIZE**




**PLATE 5939—FULL SIZE**



**PLATE 5940—FULL SIZE**




**PLATE 5941—FULL SIZE**






**PLATE 5942—FULL SIZE**



**PLATE 5943—FULL SIZE**




From the library of: Diamond Needle Corp

PLATE 5944—FULL SIZE



36581



36582



35682



35682

PLATE 5945—FULL SIZE

36575



36574



36576



50202

